

Delaware County updated 3/2026

COMMUNITY PROFILE



Trenton Township

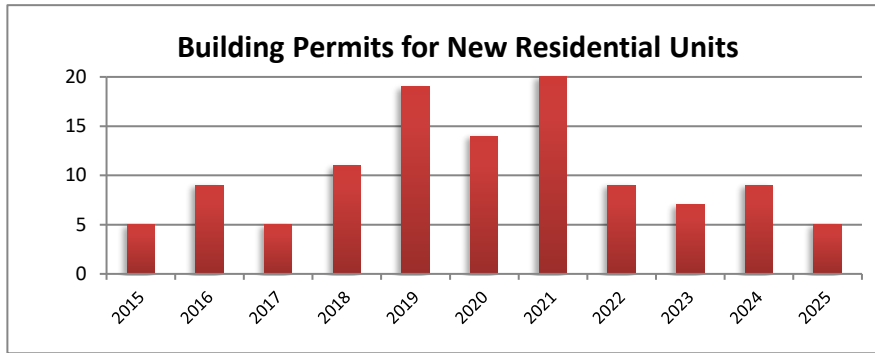
2024 ACS
5-year estimates

Male: 1,307
Female: 1,142
Median Age: 50.7

Employed: 1,337
Employed: 63.2%
Unemployed: 8
Unemployed: 0.4%

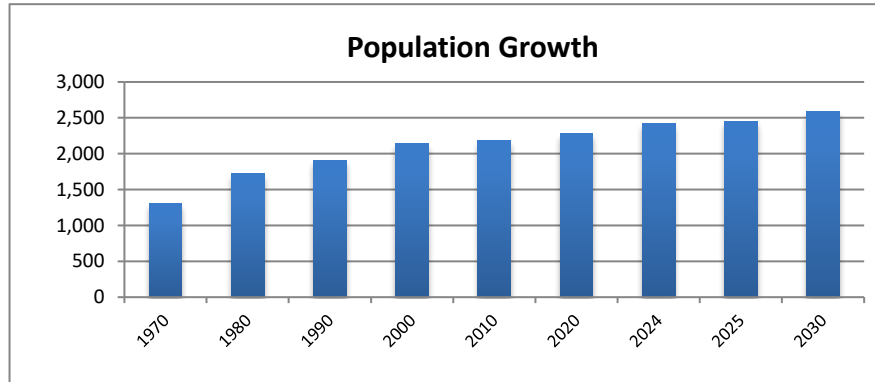
Med. Household Income: \$136,667
Median Family Income: \$141,667
Per Capita Income: \$54,119
Families below Poverty Level: 1.1%
People below Poverty Level: 1.4%
Graduate or Professional Degree: 13.1%
High School Grad or Higher: 96.5%
Bachelor's or Higher: 37%
Median Home Value: \$415,000

Building Permits	2015	2016	2017	2018	2019	2020	2021	2022	2023	2024	2025
Single-Family	5	9	5	11	19	14	20	9	7	9	5
Multi-Family	0	0	0	0	0	0	0	0	0	0	0

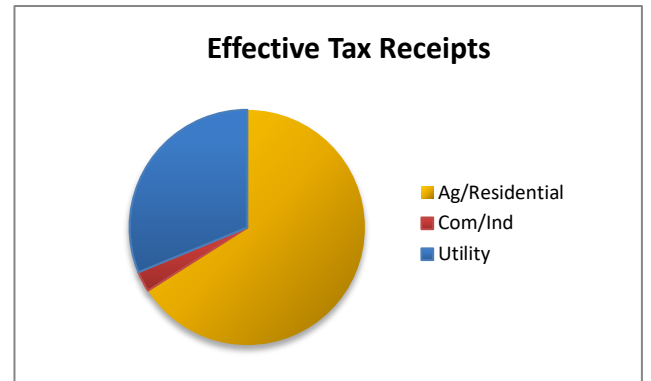
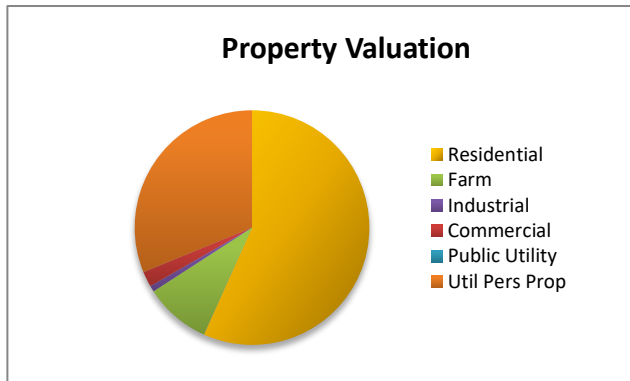


Population	1970	1980	1990	2000	2010	2020	2024	2025	2030
Census Bureau and DCRPC July Estimates	1,312	1,722	1,906	2,137	2,190	2,276	2,419	2,444	2,588

Projected



Property Valuation	Residential	Farm	Industrial	Commercial	Public Utility	Util Pers	Pro Grand Total
2025	124,397,220	20,037,540	1,814,270	4,670,230	0	68,405,070	219,324,330
	56.7%	9.1%	0.8%	2.1%	0.0%	31.2%	

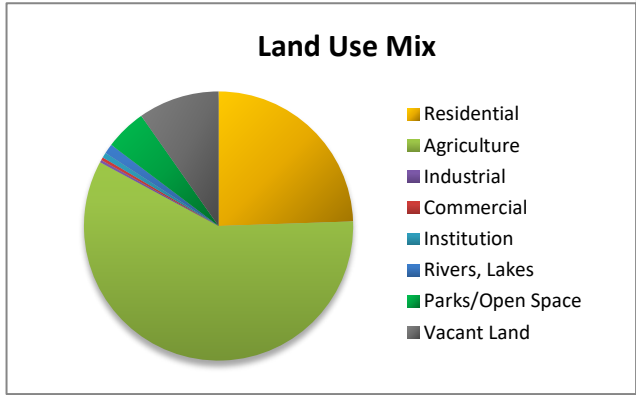


Eff. Tax Receipts	Ag/Residential	Com/Ind	Utility	Grand Total
2025	361,566	15,404	171,011	547,981
	66.0%	2.8%	31.2%	

Land Use Mix	Residential	Agriculture	Industrial	Commercial	Institution	Rivers, Lake	Parks/Oper	Vacant Lan	Calc Total	(no ROW)
(incorp. Areas deleted)	3766	8994	46	54	96	181	763	1500	15400.23071	
Dec-25	24%	58%	0%	0%	1%	1%	5%	10%	Twp Total	

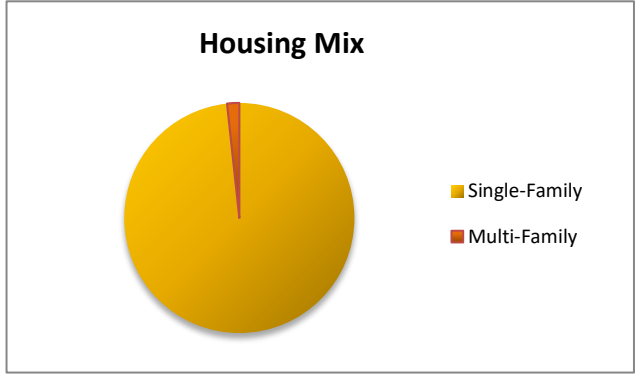
Ag Vac	411	15767.23071
Res Vac	1077	
Ind Vac	0	
Com Vac	12	

ROW 367



31.80 acres have been annexed from Trenton Township.

Housing Mix	Single-Family	Multi-Family	Total
12/31/2025	864	15	879
	98.3%	1.7%	



Ethnic Mix	2000	2010	2020	Rate	% of tot
White	2112	2116	2166	2%	95%
African-Ameri	7	25	8	-68%	0%
Latino	6	18	19	6%	1%
Native-Am.	3	1	1	0%	0%
Asian	2	7	7	0%	0%
Other	4	2	7	250%	0%
Two or more	9	21	68	224%	3%
Total	2137	2190	2276	4%	

