

Delaware County

updated 3/2026

COMMUNITY PROFILE



Sunbury City

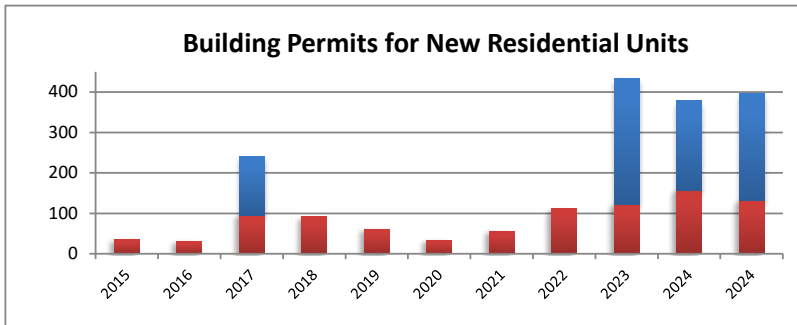
2024 ACS
5-year estimates

Male: 3,640
Female: 4,352
Median Age: 35.4

Employed: 4,284
Employed: 70.1%
Unemployed: 63
Unemployed: 1%

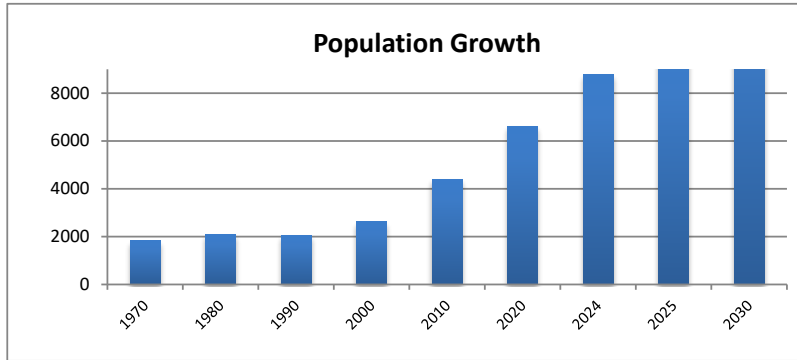
Med. Household Income: \$108,548
Median Family Income: \$120,014
Per Capita Income: \$48,497
Families below Poverty Level: 5%
People below Poverty Level: 5.2%
Graduate or Professional Degree: 14.1%
High School Grad or Higher: 95.6%
Bachelor's or Higher: 48.2%
Median Home Value: \$373,100

Building Permits	2015	2016	2017	2018	2019	2020	2021	2022	2023	2024	2024
Single-Family	36	31	95	91	61	34	56	111	122	157	131
Multi-Family	0	0	146	0	0	0	0	0	312	221	266

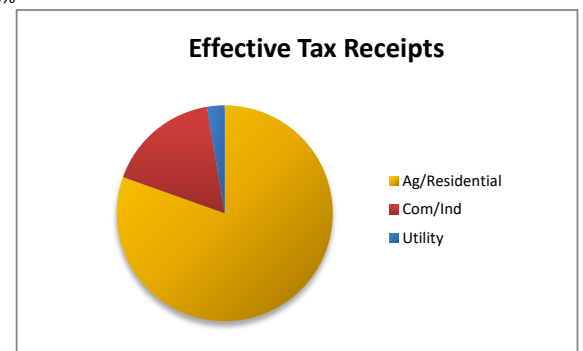
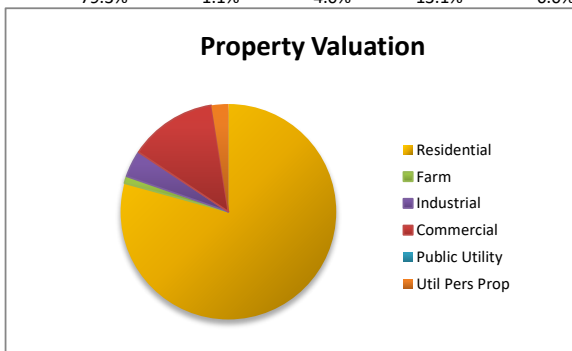


Population	1970	1980	1990	2000	2010	2020	2024	2025	2030
Census Bureau and DCRPC July Estimates	1820	2101	2046	2630	4389	6614	8780	9845	12697

Projected



Property Valuation	Residential	Farm	Industrial	Commercial	Public Utility	Util Pers	Prc	Grand Total
2025	303,402,930	4,086,620	15,235,910	50,268,210	0	9,732,110	382,725,780	
	79.3%	1.1%	4.0%	13.1%	0.0%	2.5%		

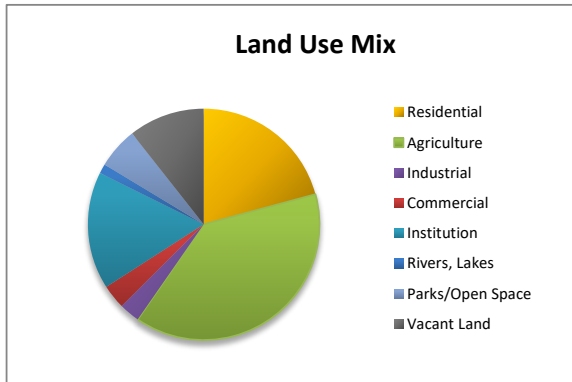


Eff. Tax Receipts	Ag/Residential	Com/Ind	Utility	Grand Total
2025	693,862	145,680	22,940	862,482
	80.4%	16.9%	2.7%	

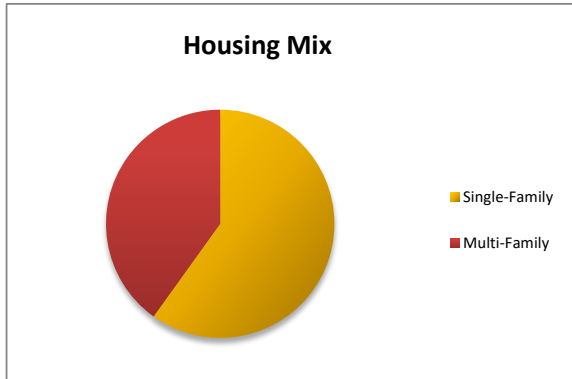
Land Use Mix	Residential	Agriculture	Industrial	Commercial	Institution	Rivers, Lak	Parks/Open	Vacant Lan	Grand Tot	(no ROW)
Dec-25	918	1714	127	149	724	58	254	468	4412.7548	
	21%	39%	3%	3%	16%	1%	6%	11%		

Ag Vac	7.51
Res Vac	368.25
Ind Vac	9.5
Com Vac	82.69

ROW 305



Housing Mix	Single-Family	Multi-Family	Total
12/31/2025	2,515	1,683	4,198
	59.9%	40.1%	



Ethnic Mix	2000	2010	2020	Rate	% of tot
White	2573	4134	5715	38%	86%
African-American	10	50	130	160%	2%
Latino	29	75	223	197%	3%
Native-Am.	10	7	9	29%	0%
Asian	7	52	155	198%	2%
Other	6	7	18	157%	0%
Two or more	24	64	364	469%	6%
Total	2630	4389	6614	51%	

