

Delaware County

updated 3/2026

COMMUNITY PROFILE



Shawnee Hills Village

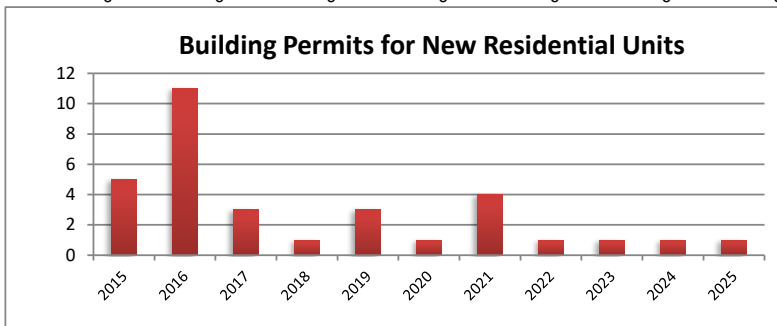
2024 ACS
5-year estimates

Male: 456
Female: 490
Median Age: 38.3

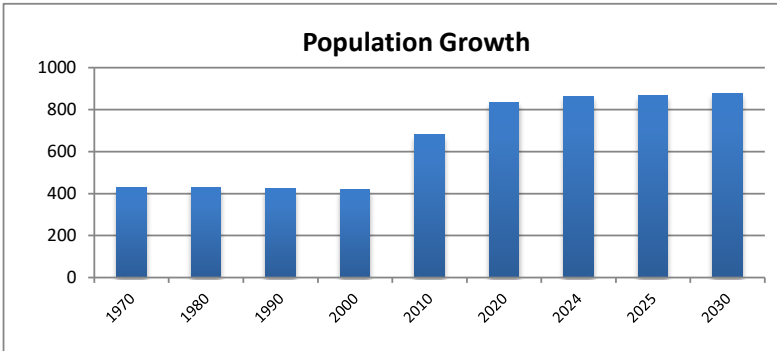
Employed: 506
Employed: 70.5%
Unemployed: 30
Unemployed: 4.2%

Med. Household Income: \$143,750
Median Family Income: \$155,536
Per Capita Income: \$56,918
Families below Poverty Level: 3.8%
People below Poverty Level: 4.7%
Graduate or Professional Degree: 20.4%
High School Grad or Higher: 93.8%
Bachelor's or Higher: 56.6%
Median Home Value: \$460,500

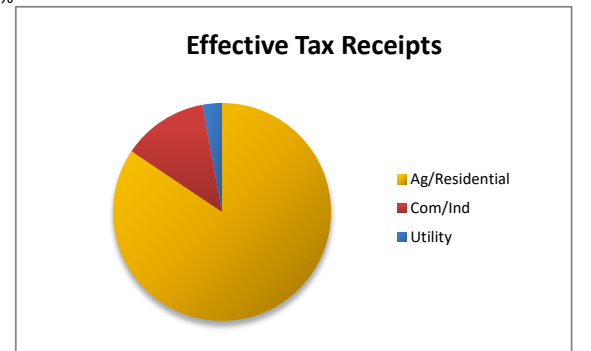
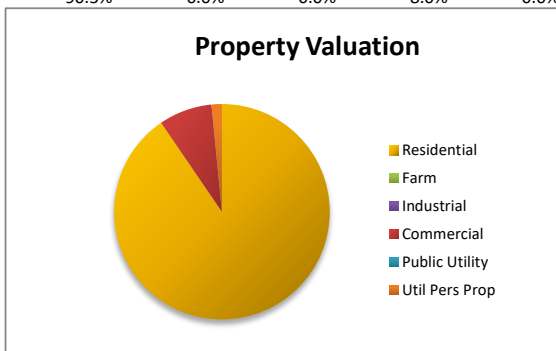
Building Permits	2015	2016	2017	2018	2019	2020	2021	2022	2023	2024	2025
Single-Family	5	11	3	1	3	1	4	1	1	1	1
Multi-Family	0	0	0	0	0	0	0	0	0	0	0



Population	1970	1980	1990	2000	2010	2020	2024	2025	2030
Census Bureau and DCRPC July Estimates	428	430	423	419	681	835	863	866	879
								Projected	Projected



Property Valuation	Residential	Farm	Industrial	Commercial	Public Utility	Util Pers Prc	Grand Total
2025	51,444,530	0	0	4,537,770	0	881,790	56,864,090
	90.5%	0.0%	0.0%	8.0%	0.0%	1.6%	

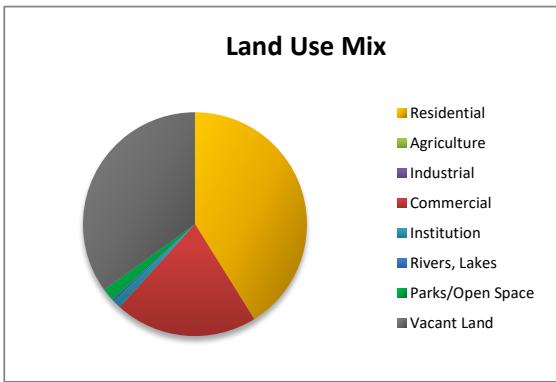


Eff. Tax Receipts	Ag/Residential	Com/Ind	Utility	Grand Total	*TIFs involved
2025	448,889	67,522	15,361	531,771	
	84.4%	12.7%	2.9%		

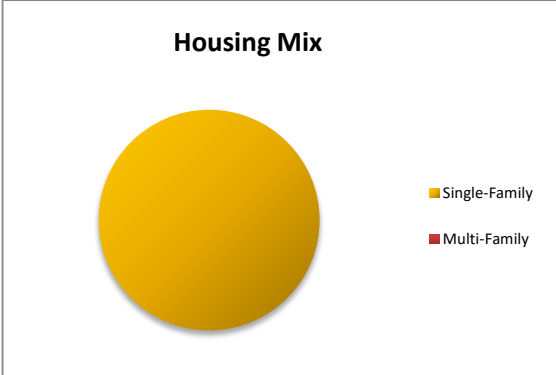
Land Use Mix	Residential	Agriculture	Industrial	Commercial	Institution	Rivers, Lak	Parks/Ope	Vacant Lan	Grand Totz (no ROW)
Dec-25	94	0	0	47	3	1	4	80	227.482971
	41%	0%	0%	21%	1%	0%	2%	35%	

Ag Vac	0
Res Vac	70.62
Ind Vac	0
Com Vac	8.91

ROW 56



Housing Mix	Single-Family	Multi-Family	Total
12/31/2025	336	0	336
	100.0%	0.0%	



Ethnic Mix	2000	2010	2020	Rate	% of tot
White	399	618	729	18%	87%
African-Ameri	9	17	16	-6%	2%
Latino	8	13	22	69%	3%
Native-Am.	0	1	0	-100%	0%
Asian	6	22	25	14%	3%
Other	0	1	3	200%	0%
Two or more	5	9	40	344%	5%
Total	419	681	835	23%	

