

Delaware County

updated 3/2026

COMMUNITY PROFILE



Porter Township

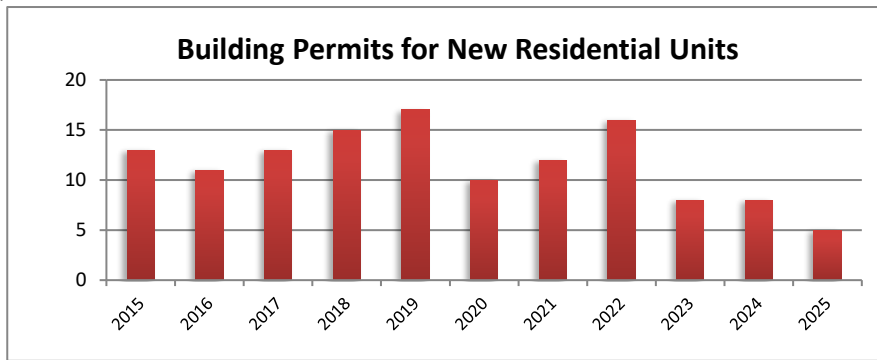
2024 ACS
5-year estimates

Male: 1,249
Female: 1,225
Median Age: 50.9

Employed: 1,538
Employed: 68.6%
Unemployed: 91
Unemployed: 4.1%

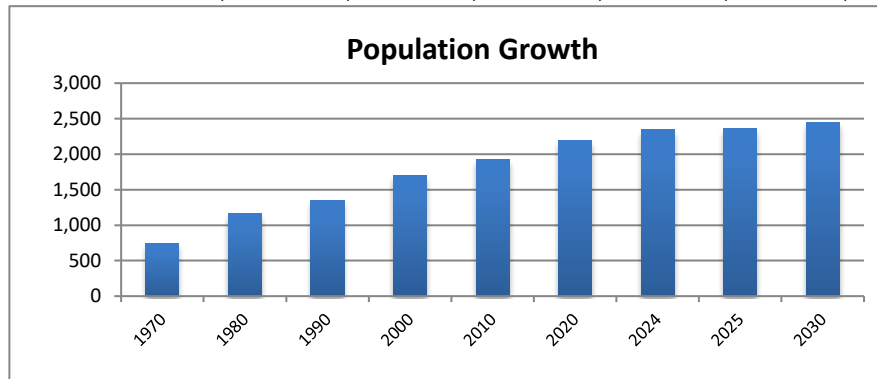
Med. Household Income: \$124,438
Median Family Income: \$123,719
Per Capita Income: \$58,594
Families below Poverty Level: 0
People below Poverty Level: 2.4%
Graduate or Professional Degree: 9.8%
High School Grad or Higher: 94.3%
Bachelor's or Higher: 37.3%
Median Home Value: \$452,900

Building Permits	2015	2016	2017	2018	2019	2020	2021	2022	2023	2024	2025
Single-Family	13	11	13	15	17	10	12	16	8	8	5
Multi-Family	0	0	0	0	0	0	0	0	0	0	0

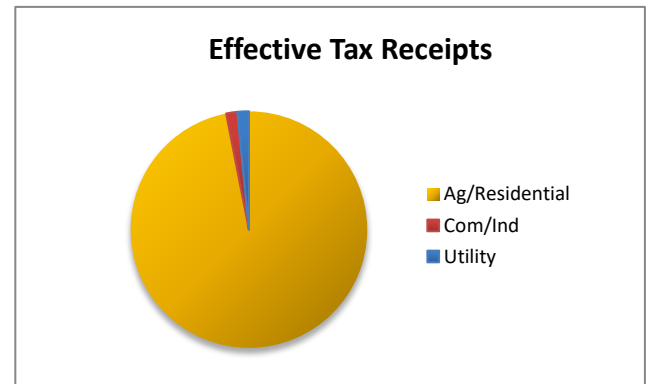
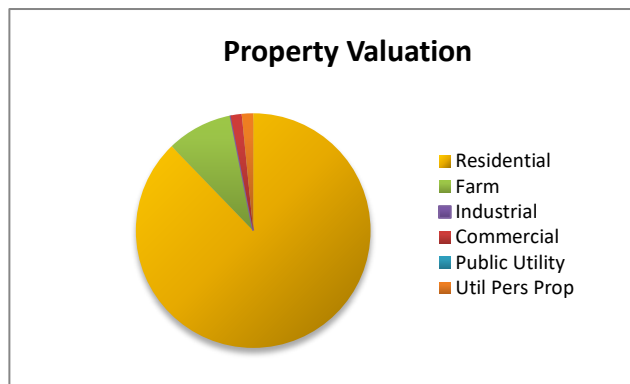


Population	1970	1980	1990	2000	2010	2020	2024	2025	2030
Census Bureau and DCRPC July Estimates	743	1,160	1,345	1,696	1,923	2,194	2,341	2,363	2,443

Projected



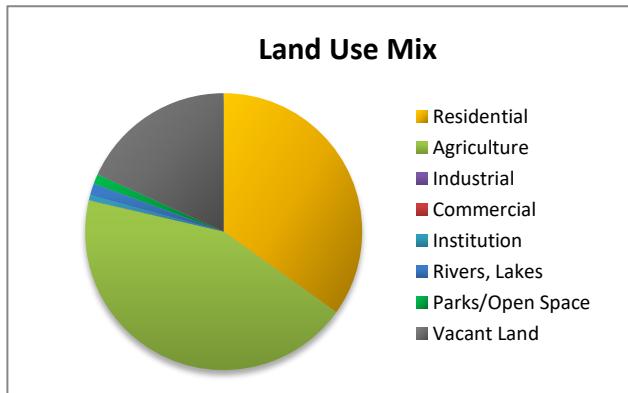
Property Valuation	Residential	Farm	Industrial	Commercial	Public Utility	Util Pers Pro	Grand Total
2025	129,030,820	13,423,440	0	2,233,500	0	2,304,370	146,992,130
	87.8%	9.1%	0.0%	1.5%	0.0%	1.6%	



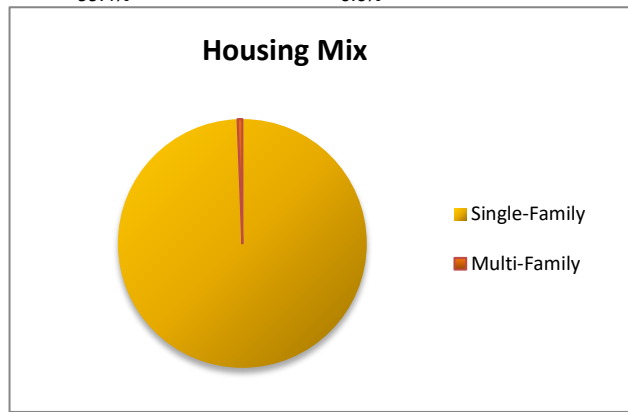
Eff. Tax Receipts	Ag/Residential	Com/Ind	Utility	Grand Total
2025	357,909	5,616	5,761	369,286
	96.9%	1.5%	1.6%	

Land Use Mix	Residential	Agriculture	Industrial	Commercial	Institution	Rivers, Lake	Parks/Open	Vacant Lan	Calc Total	(no ROW)
(incorp. Areas deleted)	5548	6953	8	0	91	219	182	2896	15897.13492	
Dec-25	35%	44%	0%	0%	1%	1%	1%	18%	Twp Total	

Ag Vac	1282	16224.71641
Res Vac	1614	
Ind Vac	0	
Com Vac	0	



Housing Mix	Single-Family	Multi-Family	Total
12/31/2025	816	5	821
	99.4%	0.6%	



Ethnic Mix	2000	2010	2020	Rate	% of tot
White	1677	1874	2010	7%	92%
African-Ameri	2	12	13	8%	1%
Latino	7	15	43	187%	2%
Native-Am.	0	1	2	100%	0%
Asian	2	7	13	86%	1%
Other	3	1	11	1000%	1%
Two or more	12	13	102	685%	5%
Total	1696	1923	2194	14%	

