

Delaware County updated 3/2026

COMMUNITY PROFILE



Oxford Township

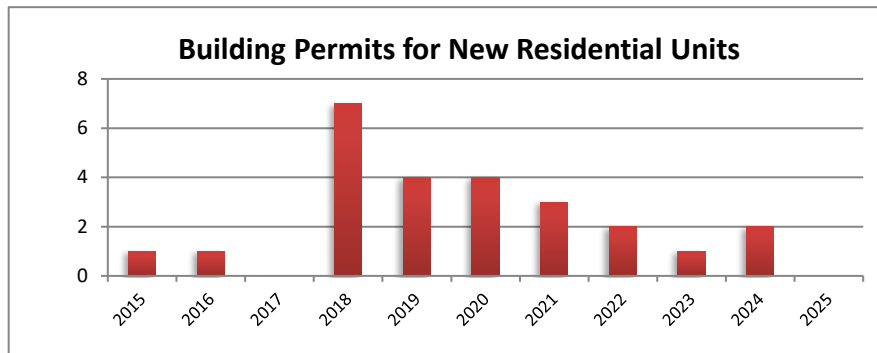
2024 ACS
5-year estimates

Male: 474
Female: 477
Median Age: 47.5

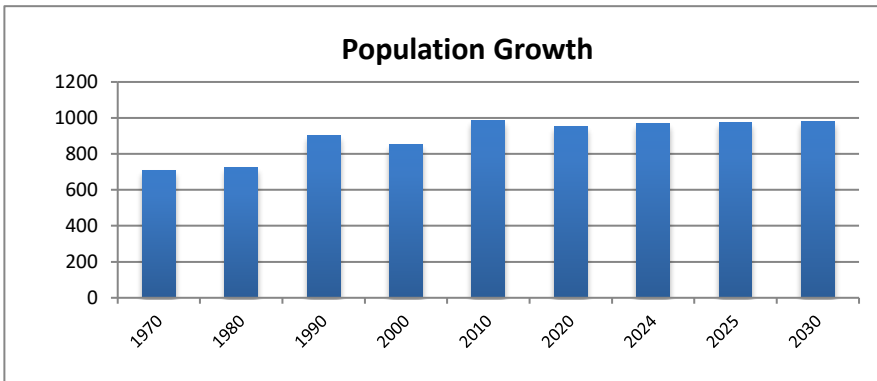
Employed: 596
Employed: 70.2%
Unemployed: 9
Unemployed: 1.1%

Med. Household Income: \$90,167
Median Family Income: \$90,667
Per Capita Income: \$48,739
Families below Poverty Level: 6.8%
People below Poverty Level: 5.3%
Graduate or Professional Degree: 9.4%
High School Grad or Higher: 97.3%
Bachelor's or Higher: 32.4%
Median Home Value: \$332,400

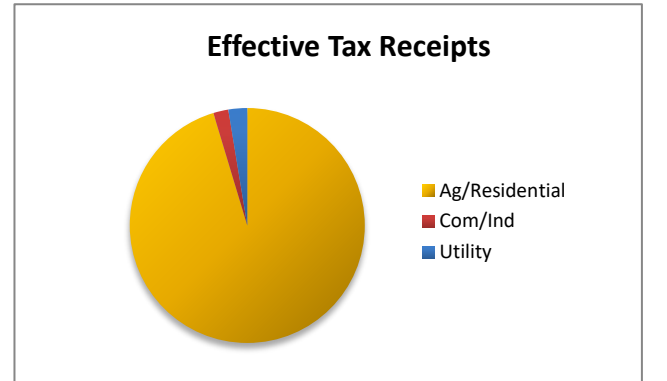
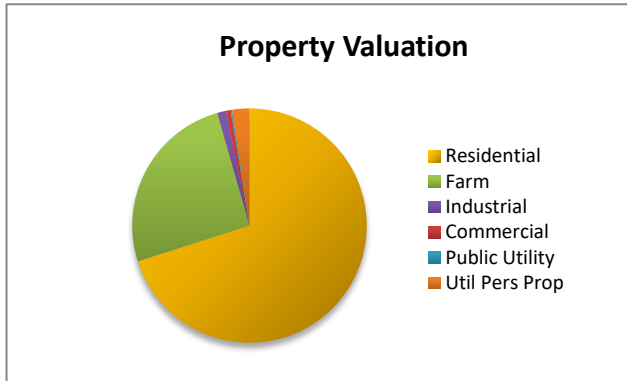
Building Permits	2015	2016	2017	2018	2019	2020	2021	2022	2023	2024	2025
Single-Family	1	1	0	7	4	4	3	2	1	2	0
Multi-Family	0	0	0	0	0	0	0	0	0	0	0



Population	1970	1980	1990	2000	2010	2020	2024	2025	2030
Census Bureau and DCRPC July Estimates	708	723	901	854	987	950	968	972	980
								Projected	



Property Valuation	Residential	Farm	Industrial	Commercial	Public Utility	Util Pers	Pro Grand Total
2025	36,454,810	13,260,880	631,450	337,430	98,880	1,241,670	52,025,120
	70.1%	25.5%	1.2%	0.6%	0.2%	2.4%	

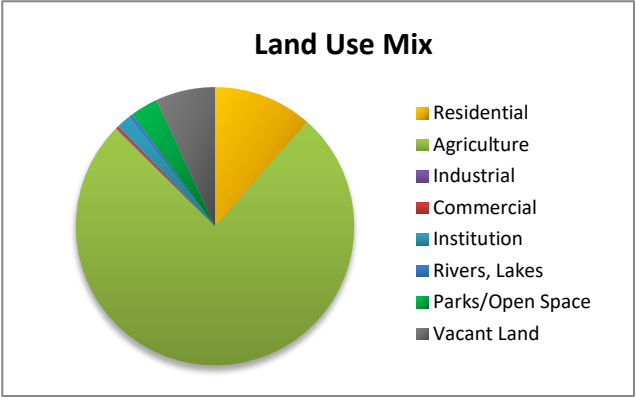


Eff. Tax Receipts	Ag/Residential	Com/Ind	Utility	Grand Total
2025	297,107	6,441	8,071	311,619
	95.3%	2.1%	2.6%	

Land Use Mix	Residential	Agriculture	Industrial	Commercial	Institution	Rivers, Lake	Parks/Oper	Vacant Lan	Calc Total	(no ROW)
(incorp. Areas deleted)	1396	9208	11	39	199	55	388	841	12138.86351	
Dec-25	12%	76%	0%	0%	2%	0%	3%	7%	Twp Total	

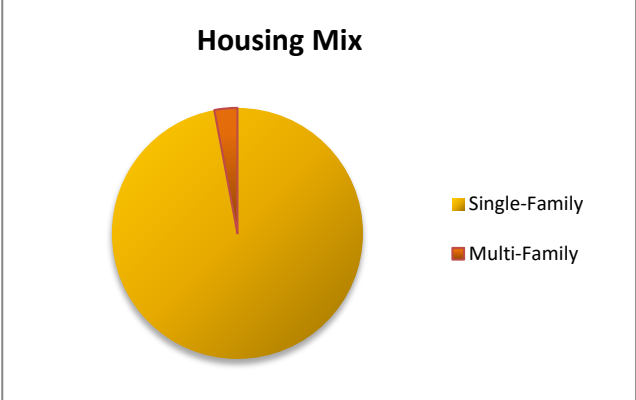
Ag Vac	445	12421.60539
Res Vac	396	
Ind Vac	0	
Com Vac	0	

ROW 283



421.62 acres have been annexed from Oxford Township.

Housing Mix	Single-Family	Multi-Family	Total
12/31/2025	362	11	373
	97.1%	2.9%	



Ethnic Mix	2000	2010	2020	Rate	% of tot
White	827	967	885	-8%	93%
African-Ameri	10	2	4	100%	0%
Latino	3	14	17	21%	2%
Native-Am.	2	0	0	#DIV/0!	0%
Asian	6	2	2	0%	0%
Other	0	0	0	#DIV/0!	0%
Two or more	9	2	42	2000%	4%
Total	854	987	950	-4%	

