

Delaware County

updated 3/2026

COMMUNITY PROFILE



Ostrander Village

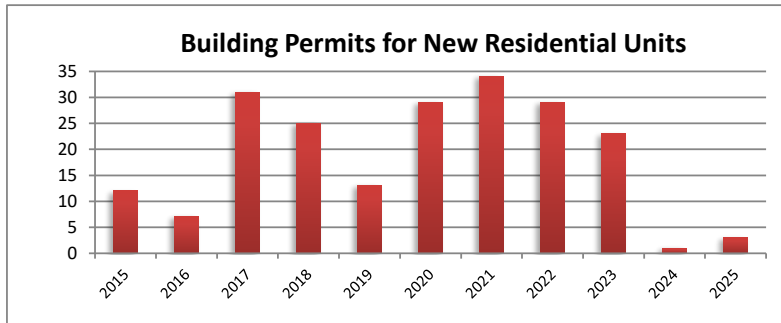
2024 ACS
5-year estimates

Male: 534
Female: 474
Median Age: 34.6

Employed: 507
Employed: 69.4%
Unemployed: 13
Unemployed: 1.8%

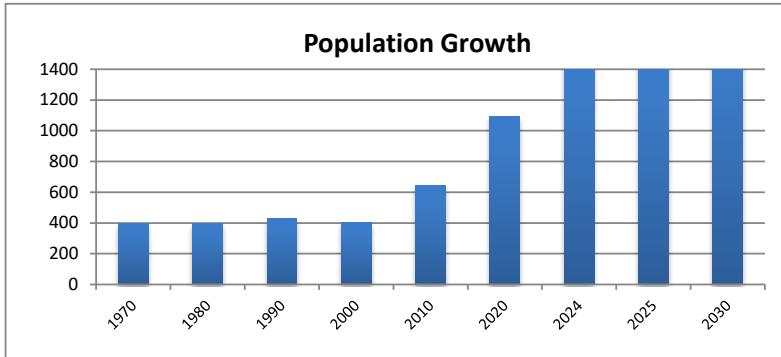
Med. Household Income: \$159,375
Median Family Income: \$161,250
Per Capita Income: \$51,563
Families below Poverty Level: 4%
People below Poverty Level: 4.8%
Graduate or Professional Degree: 18.3%
High School Grad or Higher: 97.7%
Bachelor's or Higher: 48.3%
Median Home Value: \$485,600

Building Permits	2015	2016	2017	2018	2019	2020	2021	2022	2023	2024	2025
Single-Family	12	7	31	25	13	29	34	29	23	1	3
Multi-Family	0	0	0	0	0	0	0	0	0	0	0

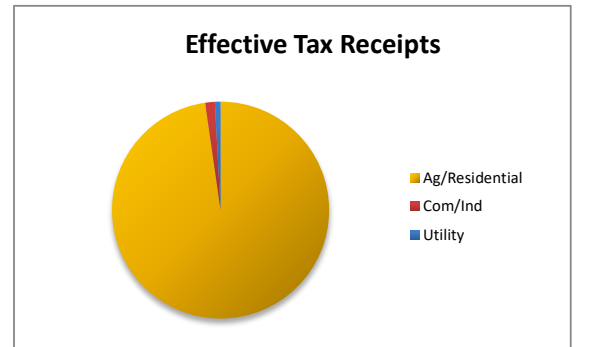
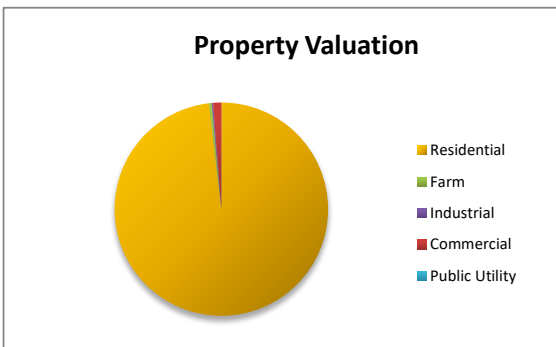


Population	1970	1980	1990	2000	2010	2020	2024	2025	2030
Census Bureau and DCRPC July Estimates	399	397	431	405	643	1094	1453	1457	1609

Projected



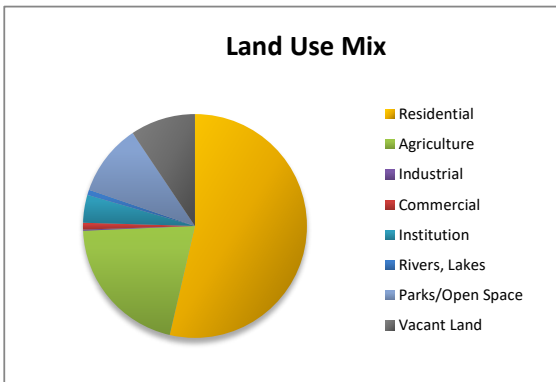
Property Valuation	Residential	Farm	Industrial	Commercial	Public Utility	Util Pers Prc	Grand Total
2025	62,716,840	266,740	126,050	793,350	0	544,760	64,447,740
	97.3%	0.4%	0.2%	1.2%	0.0%	0.8%	



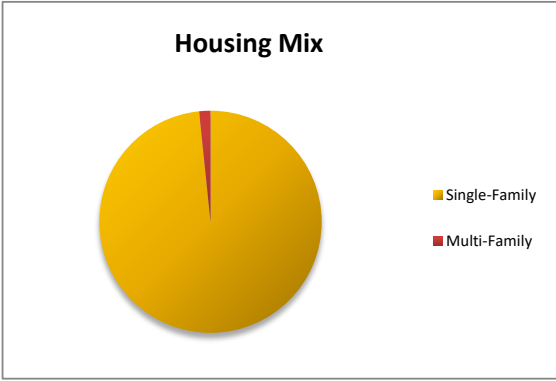
Eff. Tax Receipts	Ag/Residential	Com/Ind	Utility	Grand Total
2025	81,919	1,195	708	83,823
	97.7%	1.4%	0.8%	

Land Use Mix	Residential	Agriculture	Industrial	Commercial	Institution	Rivers, Lak	Parks/Ope	Vacant Lan	Grand Totz (no ROW)
Dec-25	289	111	1	5	22	4	56	51	538.732265
	54%	21%	0%	1%	4%	1%	10%	9%	

Ag Vac	0
Res Vac	50.53
Ind Vac	0
Com Vac	0.07



Housing Mix	Single-Family	Multi-Family	Total
12/31/2025	481	8	489
	98.4%	1.6%	



Ethnic Mix	2000	2010	2020	Rate	% of tot
White	397	619	1007	63%	92%
African-Ameri	1	3	4	33%	0%
Latino	0	11	34	209%	3%
Native-Am.	1	0	0	#DIV/0!	0%
Asian	0	2	6	200%	1%
Other	0	0	1	#DIV/0!	0%
Two or more	6	8	42	425%	4%
Total	405	643	1094	70%	

