

Delaware County updated 3/2026

COMMUNITY PROFILE



Kingston Township

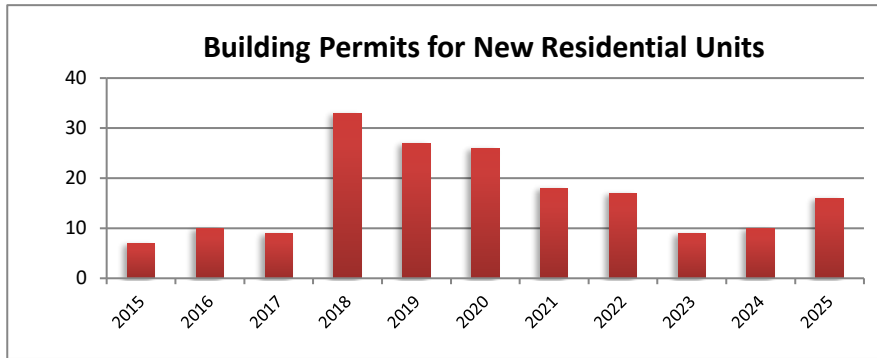
2024 ACS
5-year estimates

Male: 1,363
Female: 1,215
Median Age: 41.2

Employed: 1,346
Employed: 70.1%
Unemployed: 23
Unemployed: 1.2%

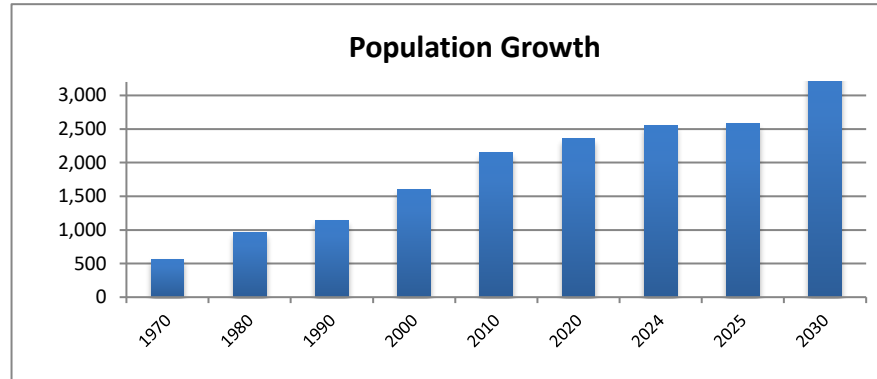
Med. Household Income: \$111,667
Median Family Income: \$162,778
Per Capita Income: \$47,532
Families below Poverty Level: 1.7%
People below Poverty Level: 3.9%
Graduate or Professional Degree: 6.7%
High School Grad or Higher: 98.1%
Bachelor's or Higher: 34.3%
Median Home Value: \$539,400

Building Permits	2015	2016	2017	2018	2019	2020	2021	2022	2023	2024	2025
Single-Family	7	10	9	33	27	26	18	17	9	10	16
Multi-Family	0	0	0	0	0	0	0	0	0	0	0

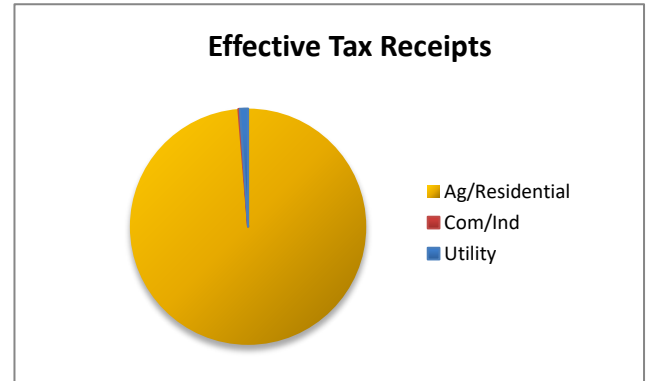
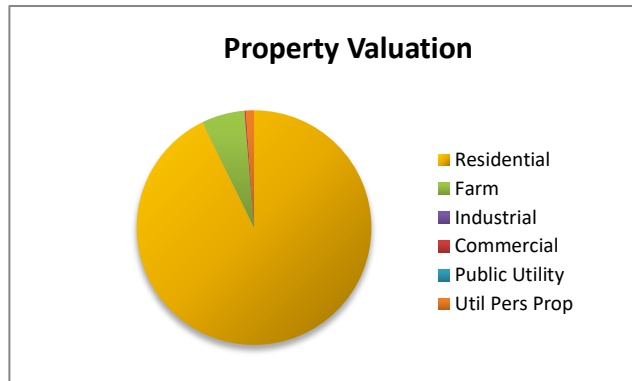


Population	1970	1980	1990	2000	2010	2020	2024	2025	2030
Census Bureau and DCRPC July Estimates	567	959	1,136	1,603	2,156	2,359	2,552	2,583	3,394

Projected



Property Valuation	Residential	Farm	Industrial	Commercial	Public Utility	Util Pers	Pro Grand Total
2025	149,235,980	9,562,200	0	318,680	0	1,785,870	160,902,730
	92.7%	5.9%	0.0%	0.2%	0.0%	1.1%	

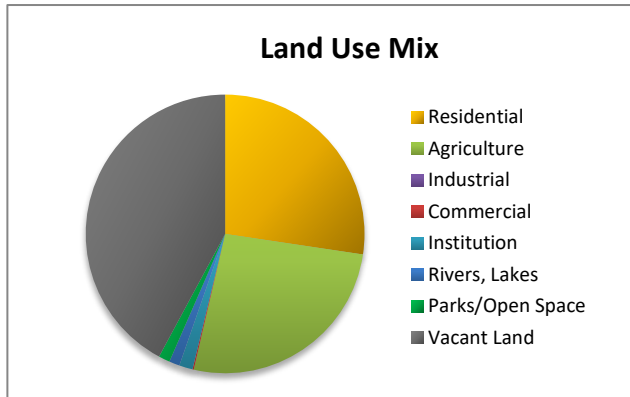


Eff. Tax Receipts	Ag/Residential	Com/Ind	Utility	Grand Total
2025	365,809	747	4,107	370,664
	98.7%	0.2%	1.1%	

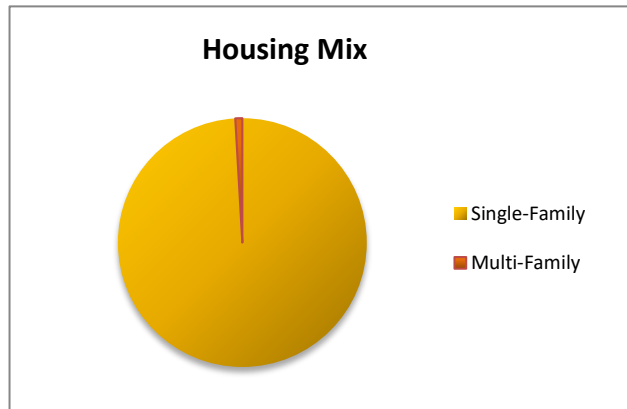
Land Use Mix	Residential	Agriculture	Industrial	Commercial	Institution	Rivers, Lake	Parks/Open	Vacant Lan	Calc Total	(no ROW)
(incorp. Areas deleted)	4023	3861	0	22	230	180	193	6196	14703.57383	
Dec-25	27%	26%	0%	0%	2%	1%	1%	42%	Twp Total	

Ag Vac	3991	15234.91335
Res Vac	2204	
Ind Vac	0	
Com Vac	0.5	

ROW 531.339523



Housing Mix	Single-Family	Multi-Family	Total
12/31/2025	1094	10	1104
	99.1%	0.9%	



Ethnic Mix	2000	2010	2020	Rate	% of tot
White	1577	2078	2205	6%	93%
African-Ameri	7	7	5	-29%	0%
Latino	1	27	40	48%	2%
Native-Am.	2	2	0	-100%	0%
Asian	7	17	28	65%	1%
Other	1	3	2	-33%	0%
Two or more	9	22	79	259%	3%
Total	1603	2156	2359	9%	

