

Delaware County

updated 3/2026

COMMUNITY PROFILE



Dublin City (Delaware County portion)

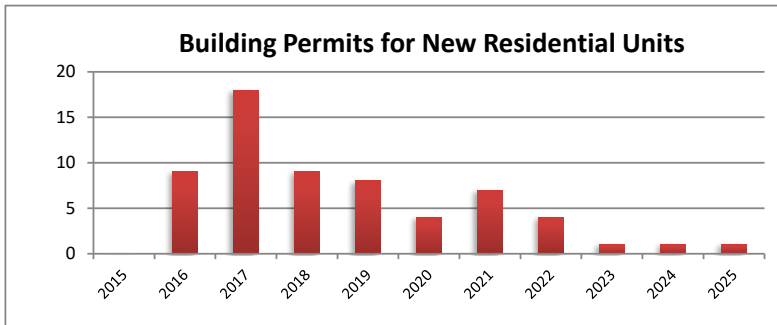
2024 ACS
5-year estimates

Male: 2,060
Female: 2,262
Median Age: 45.7

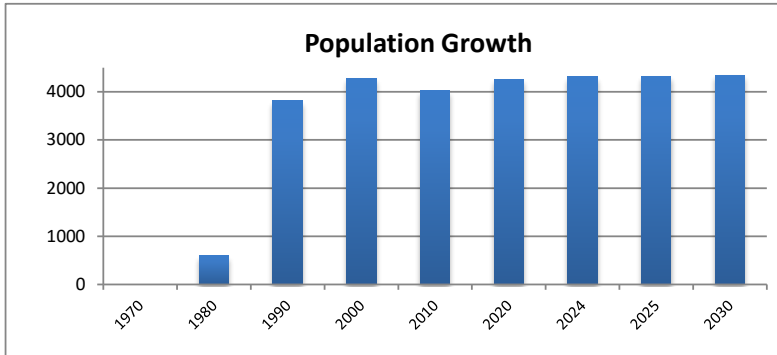
Employed: 1,912
Employed: 54.7%
Unemployed: 58
Unemployed: 1.7%

Med. Household Income: \$167,198
Median Family Income: \$210,179
Per Capita Income: \$85,735
Families below Poverty Level: 2.3%
People below Poverty Level: 4.9%
Graduate or Professional Degree: 33.8%
High School Grad or Higher: 96.5%
Bachelor's or Higher: 74.1%
Median Home Value: \$573,900

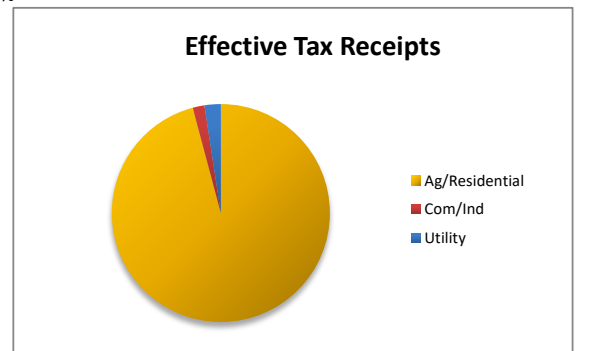

Building Permits	2015	2016	2017	2018	2019	2020	2021	2022	2023	2024	2025
Single-Family	0	9	18	9	8	4	7	4	1	1	1
Multi-Family	0	0	0	0	0	0	0	0	0	0	0



Population	1970	1980	1990	2000	2010	2020	2024	2025	2030
Census Bureau and DCRPC July Estimates	0	595	3811	4283	4018	4250	4314	4317	4347
								Projected	Projected



Property Valuation	Residential	Farm	Industrial	Commercial	Public Utility	Util Pers	Prc Grand Total
2025	341,692,470	0	0	5,771,800	0	5,456,000	352,920,270
	96.8%	0.0%	0.0%	1.6%	0.0%	1.5%	

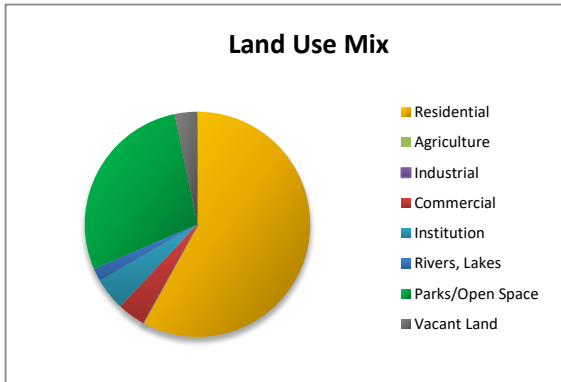


Eff. Tax Receipts	Ag/Residential	Com/Ind	Utility	Grand Total
2025	639,548	11,575	16,095	667,218
	95.9%	1.7%	2.4%	

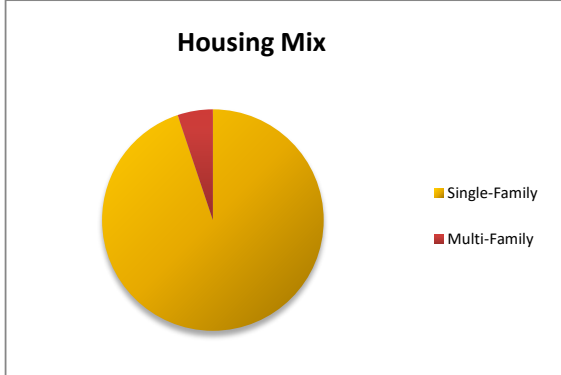
Land Use Mix	Residential	Agriculture	Industrial	Commercial	Institution	Rivers, Lak	Parks/Ope	Vacant Lan	Grand Totz (no ROW)
Dec-25	625.2	0.0	0.0	42.7	50.5	19.9	303.9	35.1	1077.4508
	58%	0%	0%	4%	5%	2%	28%	3%	

Ag Vac	0
Res Vac	1355.9
Ind Vac	0
Com Vac	1.56

ROW 165



Housing Mix	Single-Family	Multi-Family	Total
12/31/2025	1,493	81	1,574
	94.9%	5.1%	



Ethnic Mix	2000	2010	2020	Rate	% of tot
White	4094	3760	3745	0%	88%
African-Ameri	49	55	65	18%	2%
Latino	23	30	99	230%	2%
Native-Am.	2	1	5	400%	0%
Asian	84	133	164	23%	4%
Other	31	6	8	33%	0%
Two or more	*	61	164	169%	4%
Total	4283	4018	4250	6%	

