

Delaware County

updated 3/2026

COMMUNITY PROFILE



Delaware Township

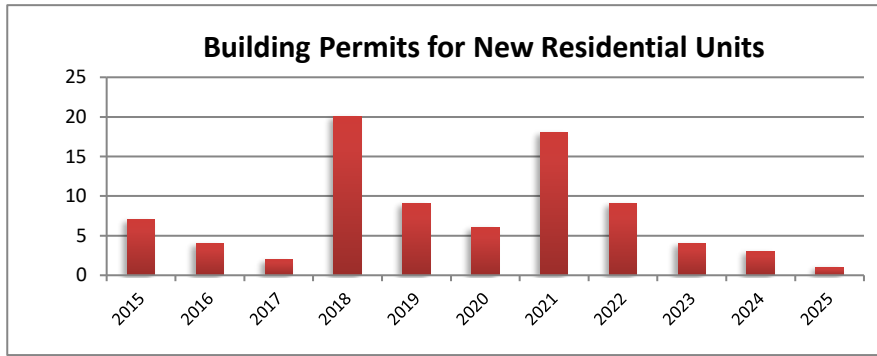
2024 ACS
5-year estimates

Male: 1,248
Female: 1,526
Median Age: 50.6

Employed: 1,356
Employed: 57.5%
Unemployed: 13
Unemployed: 0.6%

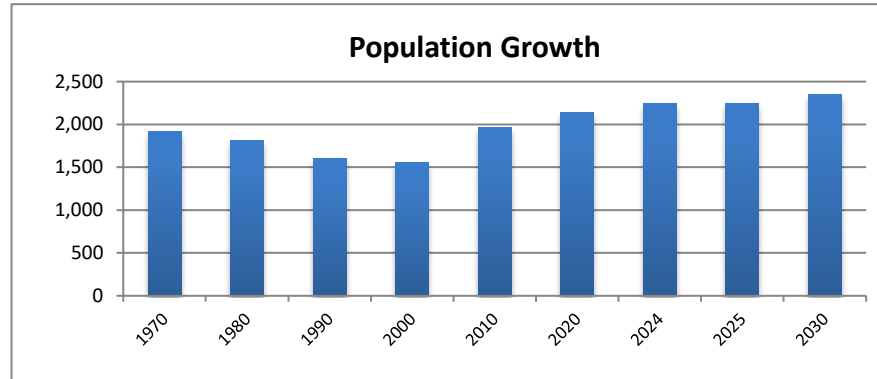
Med. Household Income: \$75,000
Median Family Income: \$142,500
Per Capita Income: \$52,765
Families below Poverty Level: 0
People below Poverty Level: 9.8%
Graduate or Professional Degree: 16%
High School Grad or Higher: 98%
Bachelor's or Higher: 41.6%
Median Home Value: 330,900

Building Permits	2015	2016	2017	2018	2019	2020	2021	2022	2023	2024	2025
Single-Family	7	4	2	20	9	6	18	9	4	3	1
Multi-Family	0	0	0	0	0	0	0	0	0	0	0

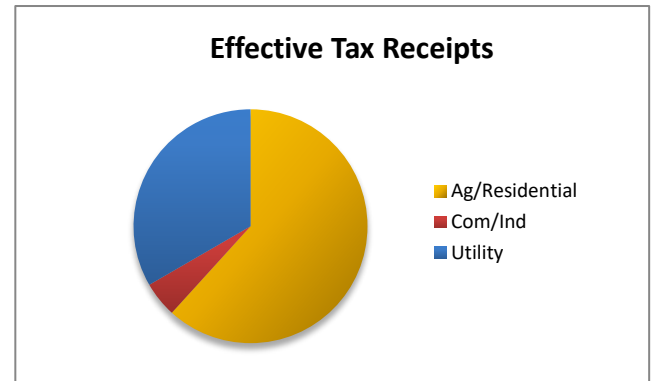



Population	1970	1980	1990	2000	2010	2020	2024	2025	2030
Census Bureau and DCRPC July Estimates	1,920	1,811	1,607	1,559	1,964	2,138	2,242	2,248	2,346

Projected



Property Valuation	Residential	Farm	Industrial	Commercial	Public Utility	Util Pers Prop	Pro Grand Total
2025	200,551,800	2,928,510	2,959,720	12,039,970	185,530	84,088,230	302,753,760
	66.2%	1.0%	1.0%	4.0%	0.1%	27.8%	



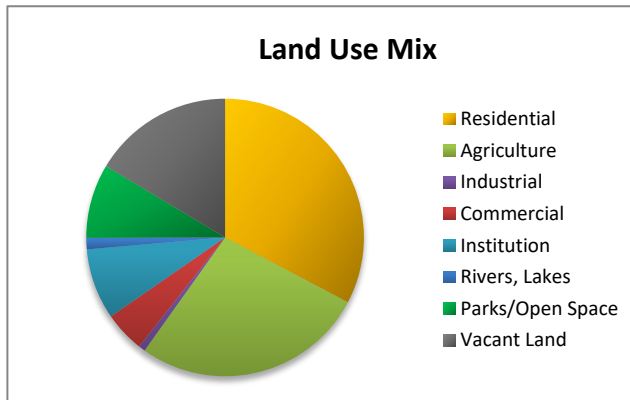
Eff. Tax Receipts	Ag/Residential	Com/Ind	Utility	Grand Total
2025	373,124	29,656	201,534	604,314
	61.7%	4.9%	33.3%	

Land Use Mix	Residential	Agriculture	Industrial	Commercial	Institution	Rivers, Lake	Parks/Oper	Vacant Lan	Calc Total	(no ROW)
(incorp. Areas deleted)	1574	1303	37	228	397	64	415	789	4807.188678	
Dec-25	33%	27%	1%	5%	8%	1%	9%	16%	Twp Total	

Ag Vac	97.3	5089.133869
Res Vac	654	
Ind Vac	27.3	
Com Vac	10	

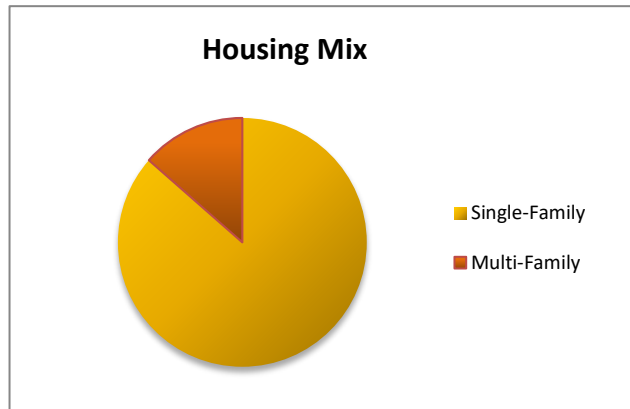
ROW

282



10,177 acres have been annexed from Delaware Township.

Housing Mix	Single-Family	Multi-Family	Total
12/31/2025	793	124	917
	86.5%	13.5%	



Ethnic Mix	2000	2010	2020	Rate	% of tot
White	1488	1795	1879	5%	88%
African-Ameri	32	60	65	8%	3%
Latino	15	40	35	-13%	2%
Native-Am.	2	2	2	0%	0%
Asian	11	39	61	56%	3%
Other	6	2	5	150%	0%
Two or more	20	26	91	250%	4%
Total	1559	1964	2138	9%	

