

Delaware County updated 3/2026

COMMUNITY PROFILE



Concord Township

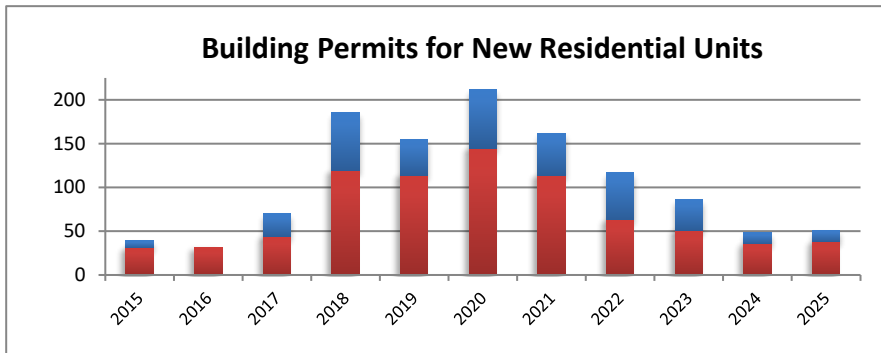
2024 ACS
5-year estimates

Male: 6,156
Female: 5,774
Median Age: 42.1

Employed: 5,672
Employed: 61.8%
Unemployed: 231
Unemployed: 2.5%

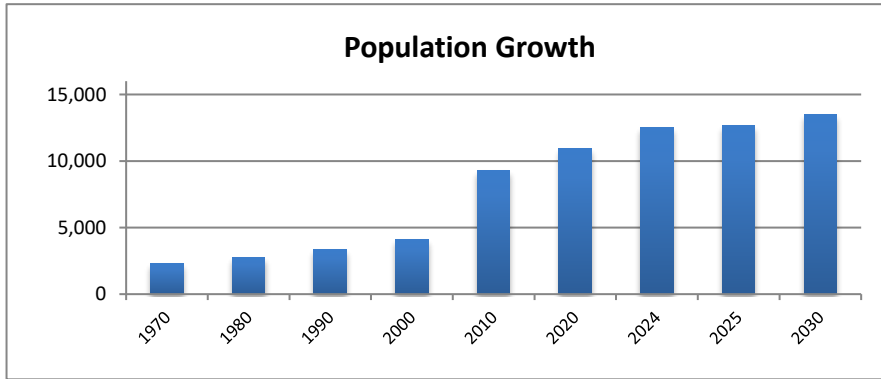
Med. Household Income: \$153,941
Median Family Income: \$161,650
Per Capita Income: \$68,746
Families below Poverty Level: 2.5%
People below Poverty Level: 3.4%
Graduate or Professional Degree: 26.1%
High School Grad or Higher: 99.5%
Bachelor's or Higher: 66.4%
Median Home Value: \$561,900

Building Permits	2015	2016	2017	2018	2019	2020	2021	2022	2023	2024	2025
Single-Family	31	31	44	119	114	145	114	63	51	36	38
Multi-Family	8	0	26	66	41	67	48	54	35	12	13

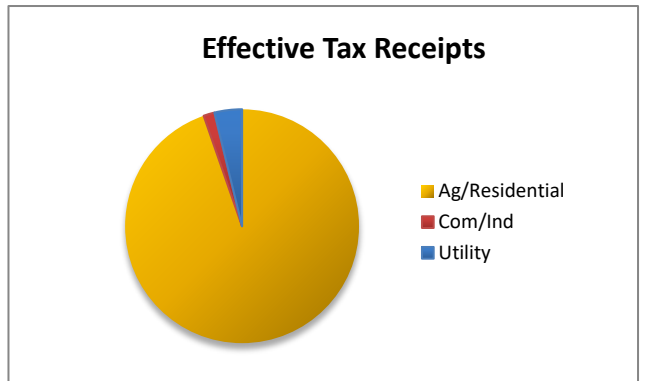
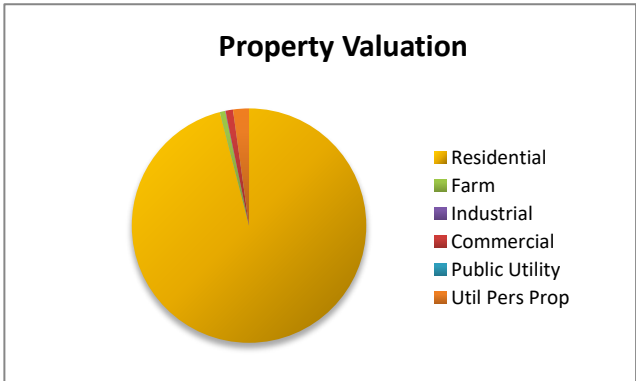


Population	1970	1980	1990	2000	2010	2020	2024	2025	2030
Census Bureau and DCRPC July Estimates	2,304	2,776	3,363	4,088	9,294	10,951	12,526	12,653	13,485

Projected



Property Valuation	Residential	Farm	Industrial	Commercial	Public Utility	Util Pers Prop	Pro Grand Total
2025	939,199,060	7,352,690	510,870	9,938,270	0	21,499,980	978,500,870
	96.0%	0.8%	0.1%	1.0%	0.0%	2.2%	

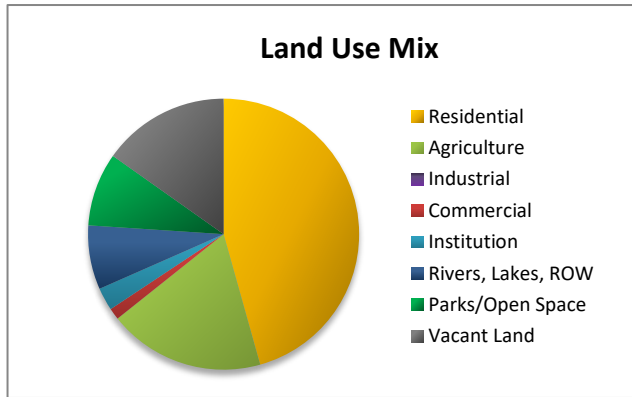


Eff. Tax Receipts	Ag/Residential	Com/Ind	Utility	Grand Total
2025	5,827,962	93,532	234,132	6,155,626
	94.7%	1.5%	3.8%	

Land Use Mix	Residential	Agriculture	Industrial	Commercial	Institution	Rivers, Lake	Parks/Open	Vacant Land	Calc Total	(no ROW)
(incorp. Areas deleted)	6154	2515	1	185	368	1030	1181	2050	13483.13945	
Dec-25	46%	19%	0%	1%	3%	8%	9%	15%	14161.1142	Twp Total

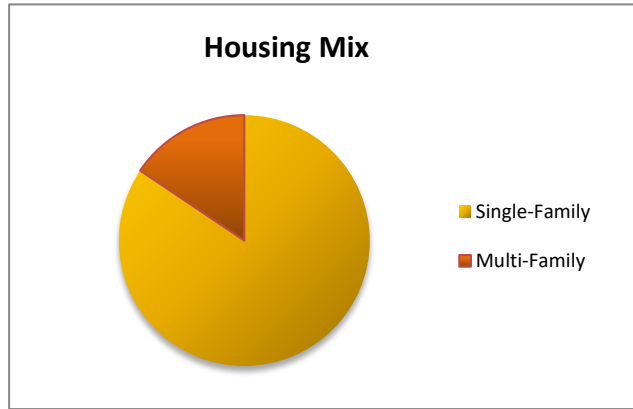
Ag Vac	105	
Res Vac	1918	
Ind Vac	24	
Com Vac	3	

ROW 678



1,612.44 acres have been annexed from Concord Township.

Housing Mix	Single-Family	Multi-Family	Total
12/31/2025	4,072	751	4,823
	84.4%	15.6%	



Ethnic Mix	2000	2010	2020	Rate	% of tot
White	3787	8261	9109	10%	83%
African-Ameri	234	236	184	-22%	2%
Latino	49	157	303	93%	3%
Native-Am.	4	21	7	-67%	0%
Asian	22	463	917	98%	8%
Other	12	10	36	260%	0%
Two or more	29	146	395	171%	4%
Total	4088	9294	10951	18%	

