

Delaware County updated 3/2026

COMMUNITY PROFILE



Columbus City (Delaware County portion)

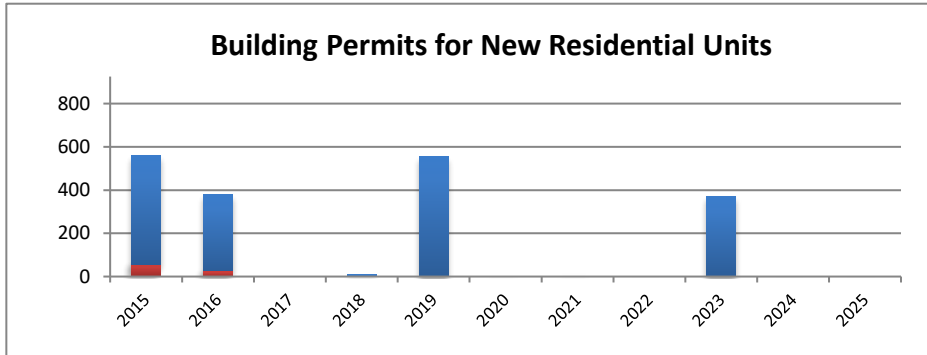
2024 ACS
5-year estimates

Male: 4,349
Female: 3,611
Median Age: 32.6

Employed: 4,399
Employed: 67.6%
Unemployed: 381
Unemployed: 5.9%

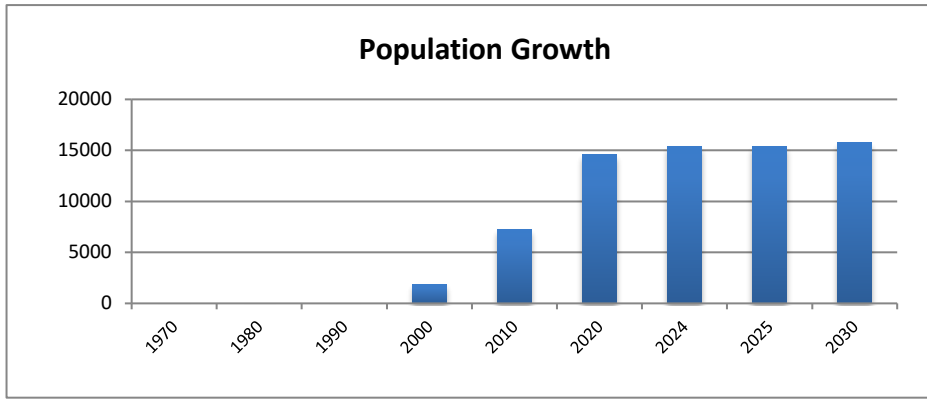
Med. Household Income: \$108,693
Median Family Income: \$126,648
Per Capita Income: \$50,506
Families below Poverty Level: 6.8%
People below Poverty Level: 7.8%
Graduate or Professional Degree: 20.9%
High School Grad or Higher: 95%
Bachelor's or Higher: 51.7%
Median Home Value: \$353,500

Building Permits	2015	2016	2017	2018	2019	2020	2021	2022	2023	2024	2025
Single-Family	56	26	0	0	0	1	2	0	0	0	0
Multi-Family	504	353	0	10	557	0	0	0	372	0	0



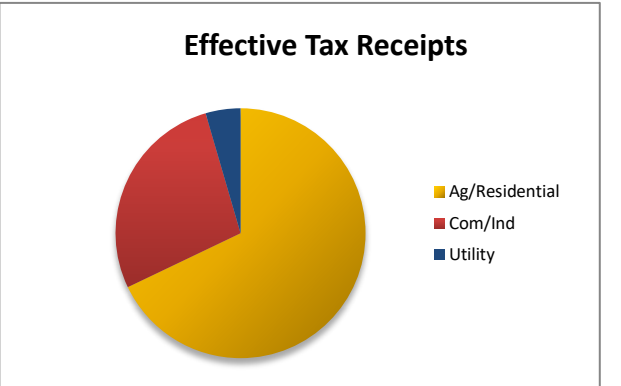
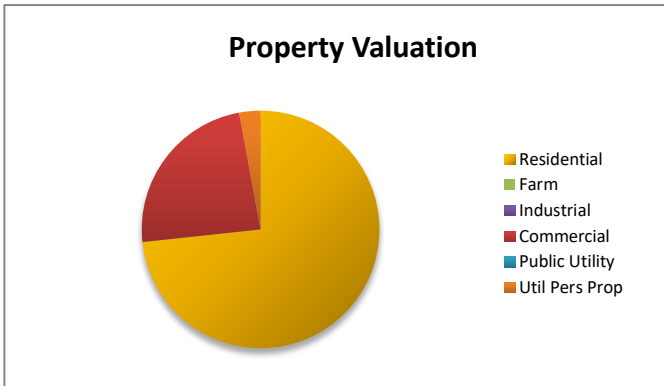
2007 - includes 168 units hotel zoning
2013 - includes 708 units hotel zoning

Population	1970	1980	1990	2000	2010	2020	2024	2025	2030
Census Bureau and DCRPC July Estimates	0	0	0	1891	7245	14570	15364	15365	15793



Projected

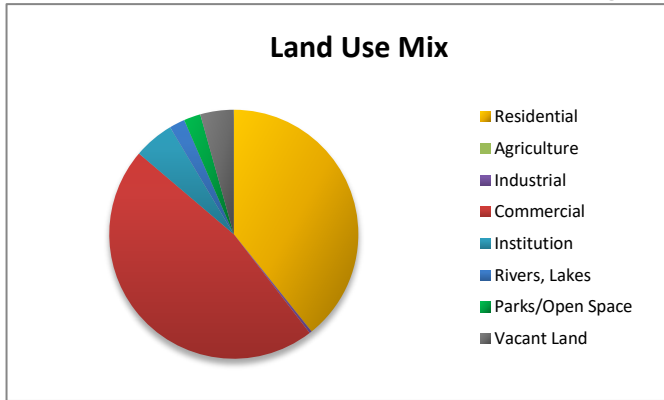
Property Valuation	Residential	Farm	Industrial	Commercial	Public Utility	Util Pers	Pro Grand Total
2025	359,675,630	0	76,650	116,720,710	0	14,240,660	490,713,650
	73.3%	0.0%	0.0%	23.8%	0.0%	2.9%	



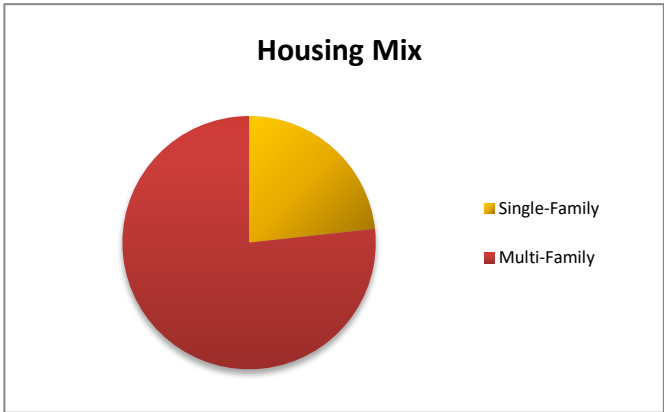
Eff. Tax Receipts	Ag/Residential	Com/Ind	Utility	Grand Total
2025	448,462	182,201	29,802	660,466
	67.9%	27.6%	4.5%	

Land Use Mix	Residential	Agriculture	Industrial	Commercial	Institution	Rivers, Laks	Parks/Open	Vacant Land	Grand Tot (no ROW)
Dec-25	721	0	6	857	96	37	40	80	1836.21967
	39%	0%	0%	47%	5%	2%	2%	4%	

ROW	325
Ag Vac	0
Res Vac	4.07
Ind Vac	0
Com Vac	75.71



Housing Mix	Single-Family	Multi-Family	Total
12/31/2025	1,764	5,822	7,586
	23.3%	76.7%	



Ethnic Mix	2000	2010	2020	Rate	% of tot
White	1683	5455	7564	39%	52%
African-America	67	426	1309	207%	9%
Latino	37	250	806	222%	6%
Native-Am.	4	5	33	560%	0%
Asian	79	904	4161	360%	29%
Other	24	20	111	455%	1%
Two or more	34	185	586	217%	4%
Total	1891	7245	14570	101%	

