

Delaware County

updated 3/2026

COMMUNITY PROFILE



Berlin Township

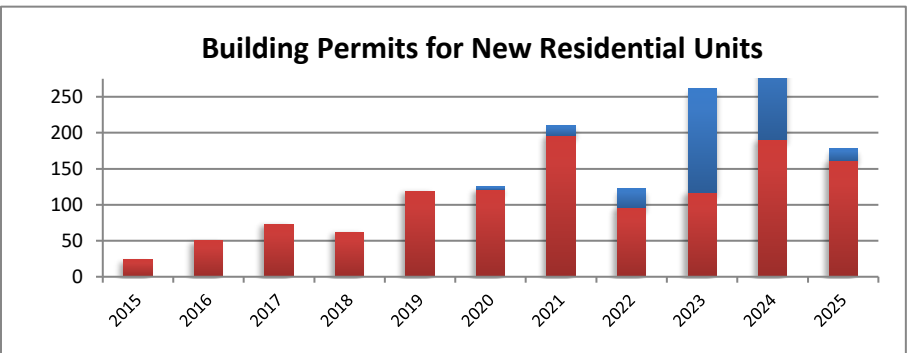
2024 ACS
5-year estimates

Male: 5,262
Female: 4,713
Median Age: 35.7

Employed: 5,508
Employed: 76.5%
Unemployed: 169
Unemployed: 2.3%

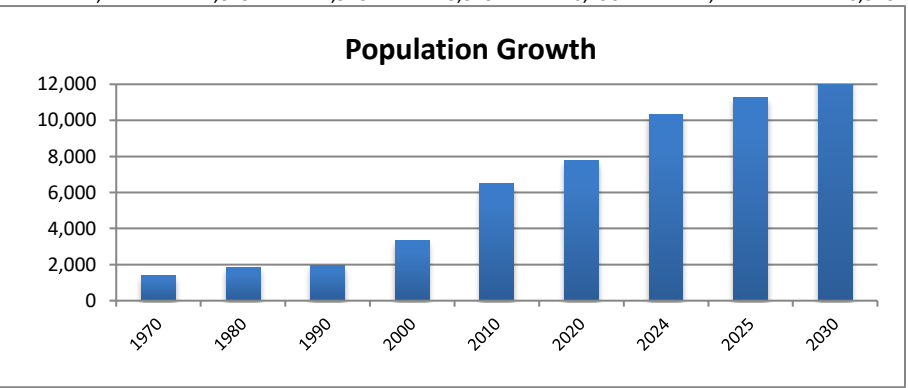
Med. Household Income: \$168,698
Median Family Income: \$168,958
Per Capita Income: \$57,982
Families below Poverty Level: 1.9
People below Poverty Level: 2.1
Graduate or Professional Degree: 23.7%
High School Grad or Higher: 96.8%
Bachelor's or Higher: 60.1%
Median Home Value: \$510,000

Building Permits	2015	2016	2017	2018	2019	2020	2021	2022	2023	2024	2025
Single-Family	24	50	73	62	119	121	196	96	117	190	161
Multi-Family	0	0	0	0	0	4	14	27	145	134	17

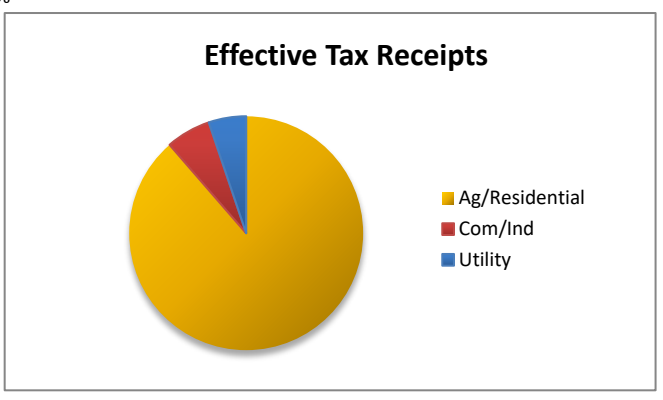
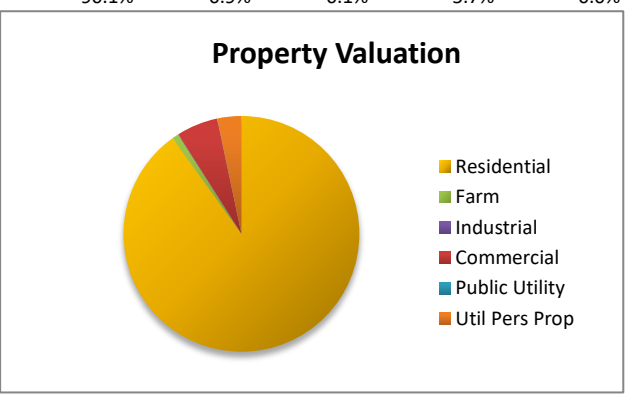


Population	1970	1980	1990	2000	2010	2020	2024	2025	2030
Census Bureau and DCRPC July Estimates	1,412	1,825	1,978	3,313	6,496	7,774	10,320	11,242	16,849

Projected



Property Valuation	Residential	Farm	Industrial	Commercial	Public Utility	Util Pers	Pro Grand Total
2025	775,970,660	7,585,620	465,230	48,804,170	200,550	28,372,030	861,398,260
	90.1%	0.9%	0.1%	5.7%	0.0%	3.3%	

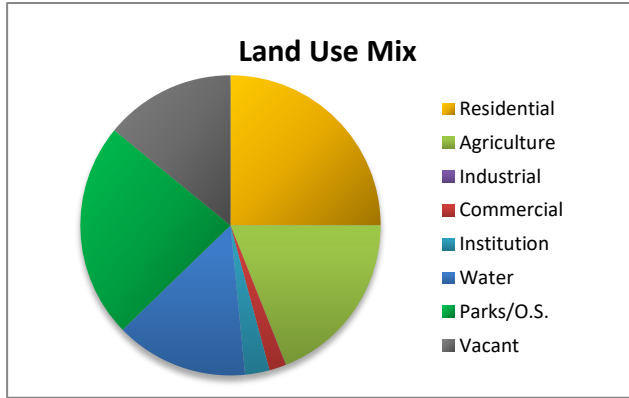


Eff. Tax Receipts	Ag/Residential	Com/Ind	Utility	Grand Total
2025	3,868,842	269,773	226,092	4,364,707
	88.6%	6.2%	5.2%	

Land Use Mix	Residential	Agriculture	Industrial	Commercial	Institution	Rivers, Lake	Parks/Open Sp	Vacant	Land Calc Total	(no ROW)
(incorp. Areas deleted)	3583	2717	2	263	378	2050	3321	2017	14330	
Dec-25	25%	19%	0%	2%	3%	14%	23%	14%	Twp Total	

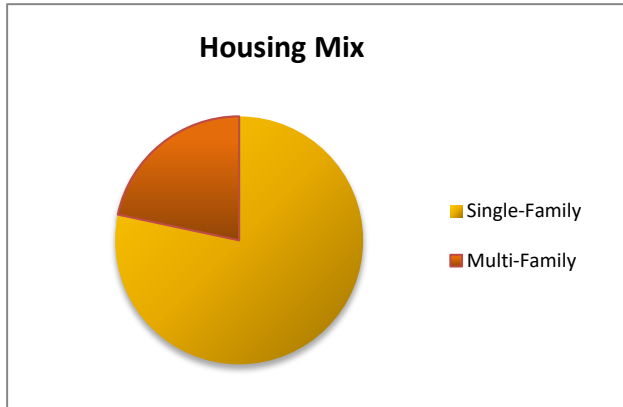
Ag Vac	95	15203.07989
Res Vac	1658	
Ind Vac	0	
Com Vac	264	

ROW 874



1,366 acres have been annexed from Berlin Township.

Housing Mix	Single-Family	Multi-Family	Total
12/31/2025	3,489	965	4,454
	78.3%	21.7%	



Ethnic Mix	2000	2010	2020	Rate	% of tot
White	3184	5813	6534	12%	84%
African-American	56	170	259	52%	3%
Latino	16	233	268	15%	3%
Native-Am.	7	11	6	-45%	0%
Asian	27	158	302	91%	4%
Other	9	8	53	563%	1%
Two or more	30	103	352	242%	5%
Total	3329	6496	7774	20%	

