

# Delaware County

updated 3/2026

## COMMUNITY PROFILE



### Ashley Village

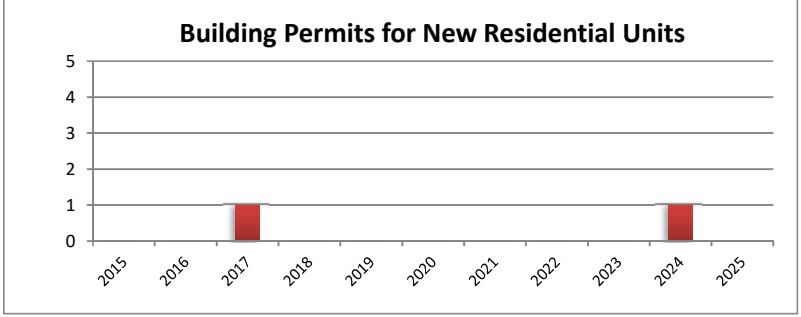
2024 ACS  
5-year estimates

**Male: 805**  
**Female: 788**  
**Median Age: 36.9**

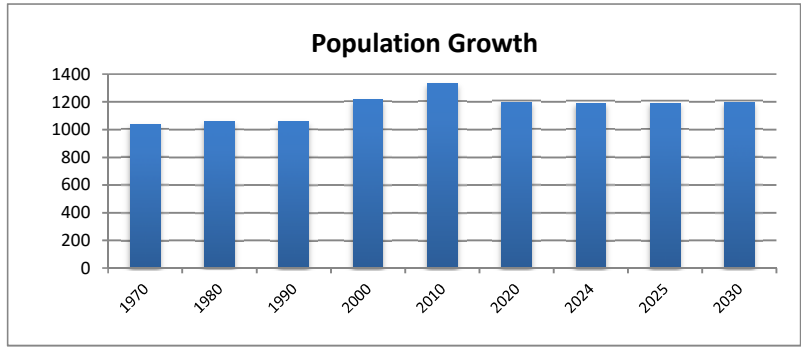
**Employed: 778**  
**Employed: 63.4%**  
**Unemployed: 39**  
**Unemployed: 3.2%**

**Med. Household Income: \$56,596**  
**Median Family Income: \$69,830**  
**Per Capita Income: \$31,002**  
**Families below Poverty Level: 12.5%**  
**People below Poverty Level: 20.1%**  
**Graduate or Professional Degree: 3.6%**  
**High School Grad or Higher: 91.6%**  
**Bachelor's or Higher: 11.4%**  
**Median Home Value: \$153,400**

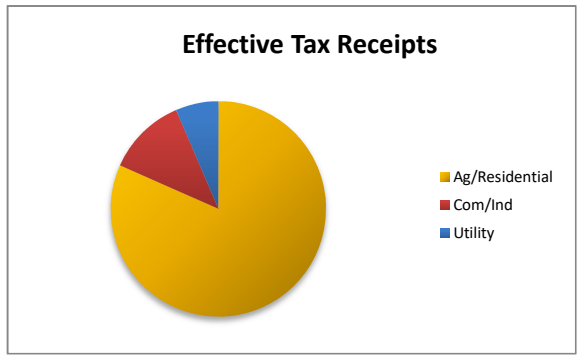

Building Permits	2015	2016	2017	2018	2019	2020	2021	2022	2023	2024	2025
Single-Family	0	0	1	0	0	0	0	0	0	1	0
Multi-Family	0	0	0	0	0	0	0	0	0	0	0



Population	1970	1980	1990	2000	2010	2020	2024	2025	2030
Census Bureau and DCRPC July Estimates	1034	1057	1059	1216	1330	1198	1190	1192	1197



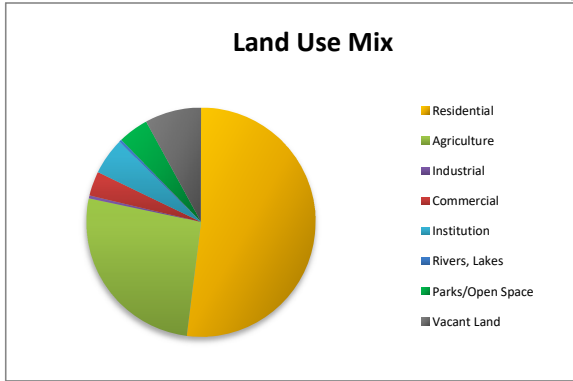
Property Valuation	Residential	Farm	Industrial	Commercial	Public Utility	Util Pers	Pro Grand Total
2025	19,189,420	79,820	103,580	2,103,320	21,860	1,052,430	22,550,430
	85.1%	0.4%	0.5%	9.3%	0.1%	4.7%	



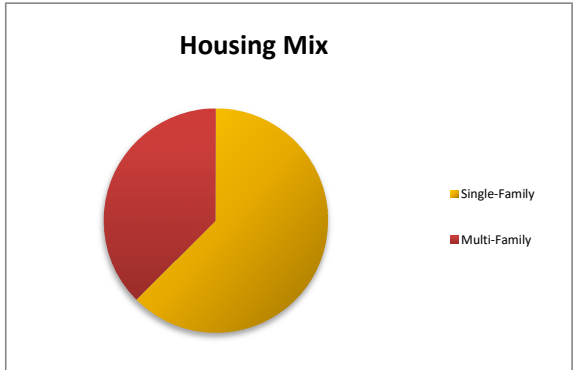
Eff. Tax Receipts	Ag/Residential	Com/Ind	Utility	Grand Total
2025	207,785	30,310	16,418	254,513
	81.6%	11.9%	6.5%	

Land Use Mix	Residential	Agriculture	Industrial	Commercial	Institution	Rivers, Lakes	Parks/Open	Vacant Land	Grand Total (no ROW)
Dec-25	193	98	2	13	19	1	16	29	371.886037
	52%	26%	0%	3%	5%	0%	4%	8%	

ROW	50		
Ag Vac		0	0%
Res Vac		25.7	7%
Ind Vac		0	0%
Com Vac		3.8	1%



Housing Mix	Single-Family	Multi-Family	Total
12/31/2025	343	205	548
	62.6%	37.4%	



Ethnic Mix	2000	2010	2020	Rate	% of tot
White	1179	1274	1109	-13%	93%
African-Ameri	12	6	16	167%	1%
Latino	10	20	26	30%	2%
Native-Am.	4	1	0	-100%	0%
Asian	1	2	3	50%	0%
Other	3	0	1	#DIV/0!	0%
Two or more	17	27	43	59%	4%
Total	1216	1330	1198	-10%	

