Thompson Township

2024 ACS
5-year estimates

Male: 262
Female: 306
Median Age: 58

Employed: 361
Employed: 67.7%
Unemployed: 0
Unemployed: 0

Med. Household Income: $167,674
Median Family Income: $168,721
Per Capita Income: $73,194
Families below Poverty Level: 0%
People below Poverty Level: 3.5%
Graduate or Professional Degree:3%
High School Grad or Higher: 100%
Bachelor's or Higher: 45.3%
Median Home Value: $352,600

Building Permits	2015	2016	2017	2018	2019	2020	2021	2022	2023	2024	2025
Single-Family	2	1	2	1	0	4	7	5	1	4	1
Multi-Family	0	0	0	0	0	0	0	0	0	0	0

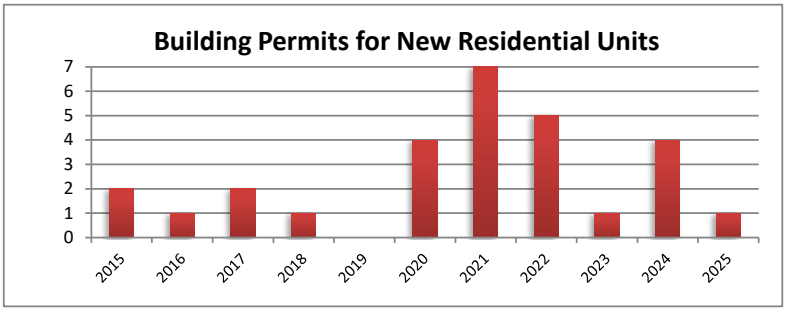

Population	1970	1980	1990	2000	2010	2020	2024	2025	2030
Census Bureau and DCRPC July Estimates	492	566	582	558	684	659	701	710	738
								Projected	

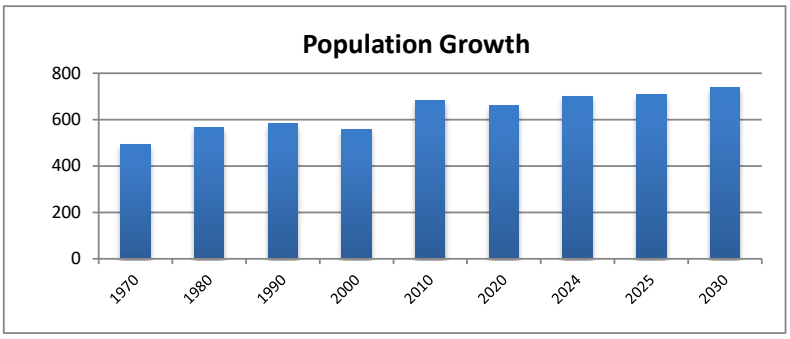

Property Valuation	Residential	Farm	Industrial	Commercial	Public Utility	Util Pers Prc	Grand Total
2025	28,138,290	12,096,060	0	19,330	0	1,248,980	41,502,660
	67.8%	29.1%	0.0%	0.0%	0.0%	3.0%	

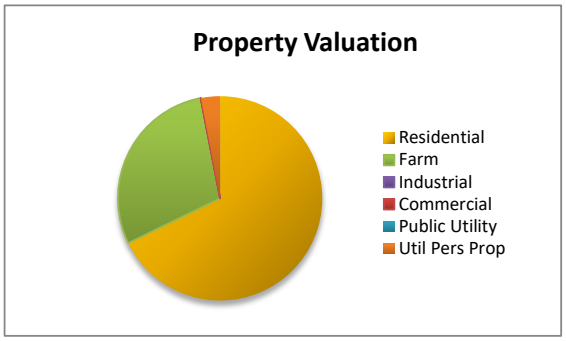

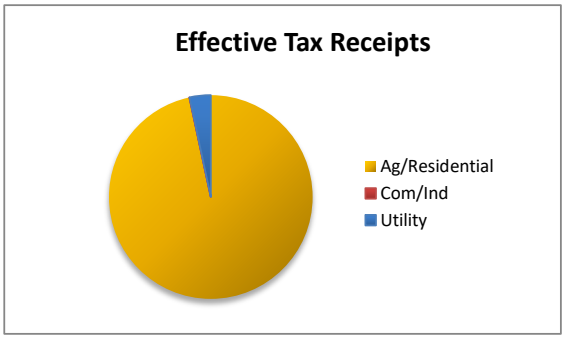

Eff. Tax Receipts	Ag/Residential	Com/Ind	Utility	Grand Total
2025	123,162	51	4,272	127,485
	96.6%	0.0%	3.4%	

Land Use Mix	Residential	Agriculture	Industrial	Commercia	Institution	Rivers, Lak	Parks/Ope	Vacant Lan	Calc Total (no ROW)
(incorp. Areas deleted)	812	7945	0	0	2049	889	7	1035	12737.9659
Dec-25	6%	62%	0%	0%	16%	7%	0%	8%	Twp Total
							Ag Vac	458	12993.9659
					ROW	256	Res Vac	577	
							Ind Vac	0	
							Com Vac	0	

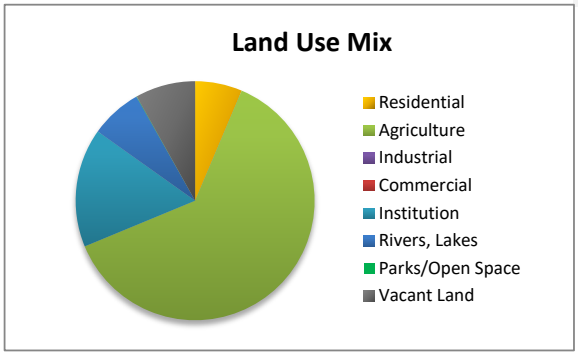

Housing Mix	Single-Family	Multi-Family	Total
12/31/2025	251	9	260
	96.5%	3.5%	

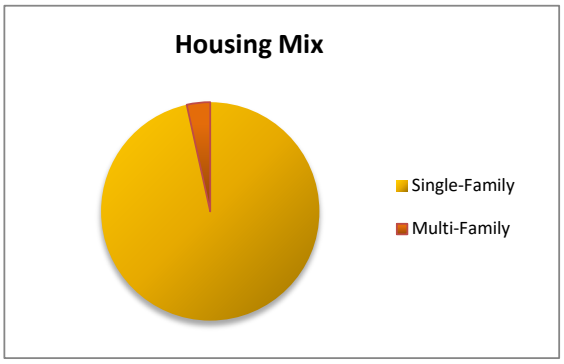

Ethnic Mix	2000	2010	2020	Rate	% of tot
White	545	663	612	-8%	93%
African-Ameri	6	7	0	-100%	0%
Latino	1	11	23	109%	3%
Native-Am.	0	0	0	#DIV/0!	0%
Asian	0	0	4	#DIV/0!	1%
Other	0	0	0	#DIV/0!	0%
Two or more	0	3	20	567%	3%
Total	558	684	659	-4%	

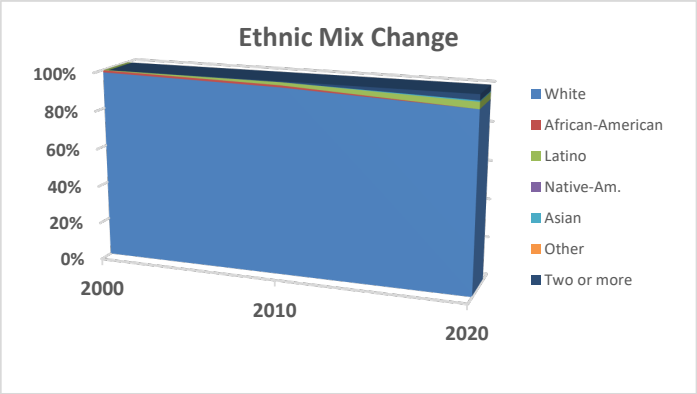

Delaware County Regional Planning Commission
www.dcrpc.org
Community Profile Page