Oxford Township

2024 ACS
5-year estimates

Male: 474
Female: 477
Median Age: 47.5

Employed: 596
Employed: 70.2%
Unemployed: 9
Unemployed: 1.1%

Med. Household Income: $90,167
Median Family Income: $90,667
Per Capita Income: $48,739
Families below Poverty Level: 6.8%
People below Poverty Level: 5.3%
Graduate or Professional Degree: 9.4%
High School Grad or Higher: 97.3%
Bachelor's or Higher: 32.4%
Median Home Value: $332,400

Building Permits	2015	2016	2017	2018	2019	2020	2021	2022	2023	2024	2025
Single-Family	1	1	0	7	4	4	3	2	1	2	0
Multi-Family	0	0	0	0	0	0	0	0	0	0	0

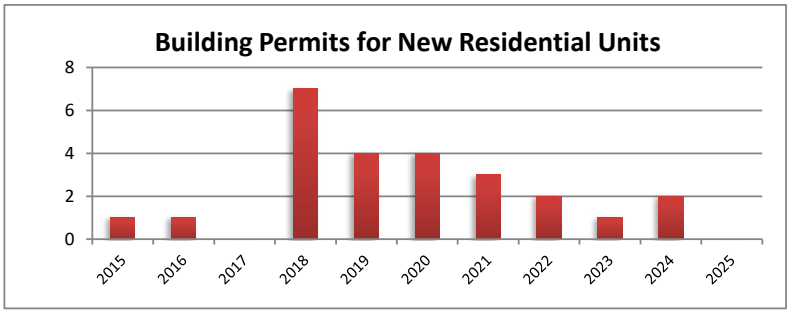

Population	1970	1980	1990	2000	2010	2020	2024	2025	2030
Census Bureau and DCRPC July Estimates	708	723	901	854	987	950	968	972	980
								Projected	

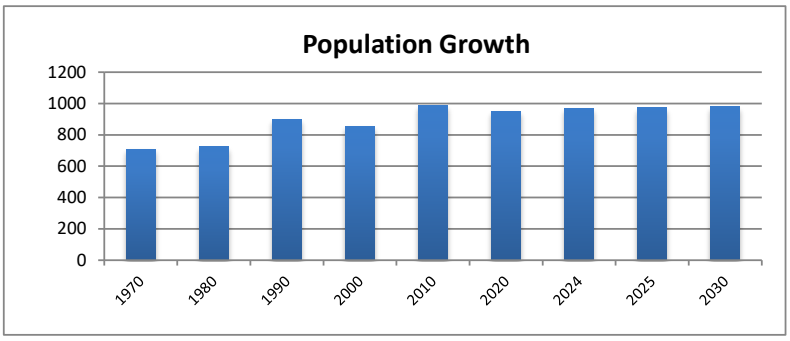

Property Valuation	Residential	Farm	Industrial	Commercial	Public Utility	Util Pers Prc	Grand Total
2025	36,454,810	13,260,880	631,450	337,430	98,880	1,241,670	52,025,120
	70.1%	25.5%	1.2%	0.6%	0.2%	2.4%	

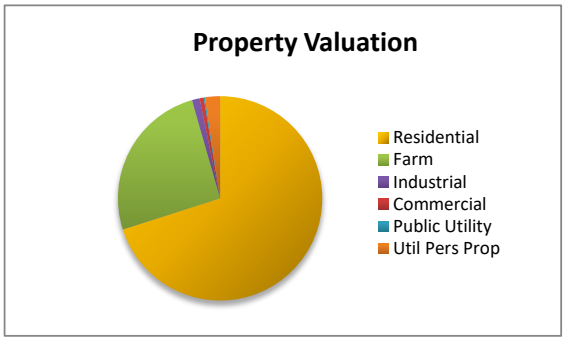

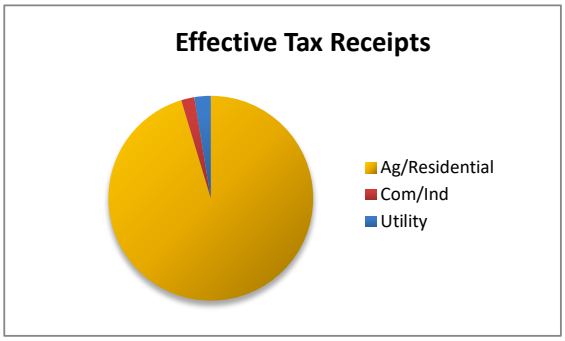

Eff. Tax Receipts	Ag/Residential	Com/Ind	Utility	Grand Total
2025	297,107	6,441	8,071	311,619
	95.3%	2.1%	2.6%	

Land Use Mix	Residential	Agriculture	Industrial	Commercia	Institution	Rivers, Lak	Parks/Ope	Vacant Lan	Calc Total (no ROW)
(incorp. Areas deleted)	1396	9208	11	39	199	55	388	841	12138.8635
Dec-25	12%	76%	0%	0%	2%	0%	3%	7%	Twp Total
							Ag Vac	445	12421.6054
					ROW	283	Res Vac	396	
							Ind Vac	0	
							Com Vac	0	

421.62 acres have been annexed from Oxford Township.

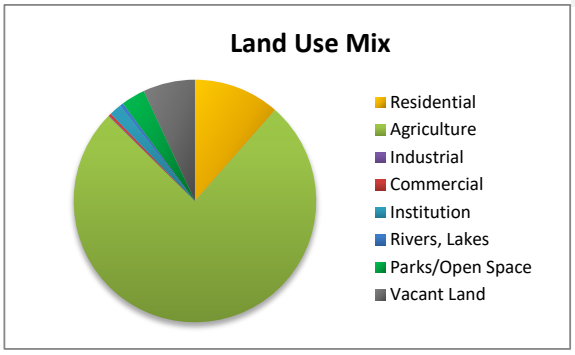

Housing Mix	Single-Family	Multi-Family	Total
12/31/2025	362	11	373
	97.1%	2.9%	

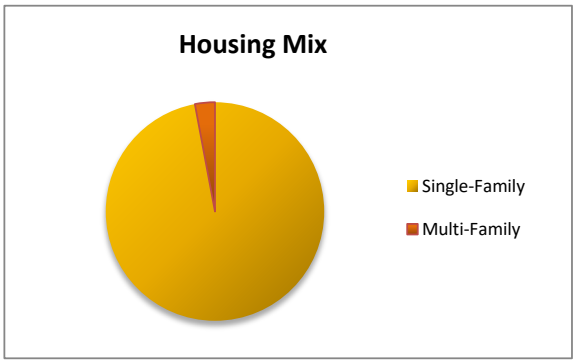

Ethnic Mix	2000	2010	2020	Rate	% of tot
White	827	967	885	-8%	93%
African-Ameri	10	2	4	100%	0%
Latino	3	14	17	21%	2%
Native-Am.	2	0	0	#DIV/0!	0%
Asian	6	2	2	0%	0%
Other	0	0	0	#DIV/0!	0%
Two or more	9	2	42	2000%	4%
Total	854	987	950	-4%	

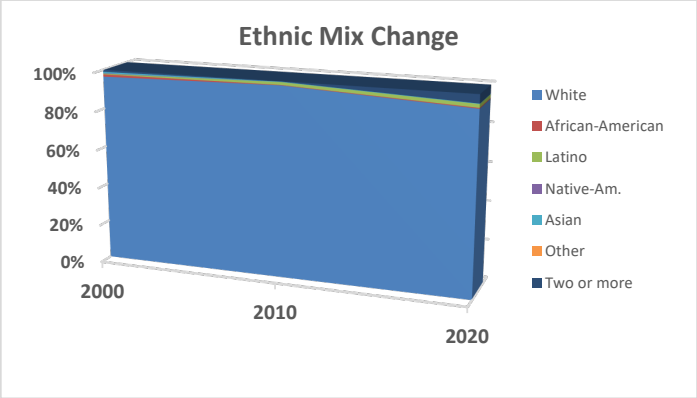

Delaware County Regional Planning Commission
www.dcrpc.org
Community Profile Page