Harlem Township

2024 ACS
5-year estimates

Male: 2,419
Female: 2,460
Median Age: 43.1

Employed: 2,746
Employed: 66.7%
Unemployed: 63
Unemployed: 1.5%

Med. Household Income: $122,311
Median Family Income: $133,567
Per Capita Income: $54,743
Families below Poverty Level: 5.7%
People below Poverty Level: 7.4%
Graduate or Professional Degree: 15.8%
High School Grad or Higher: 95%
Bachelor's or Higher: 40.6%
Median Home Value: $418600

Building Permits	2015	2016	2017	2018	2019	2020	2021	2022	2023	2024	2025
Single-Family	22	29	44	38	28	38	48	31	21	13	14
Multi-Family	0	0	0	0	0	0	0	0	0	0	0

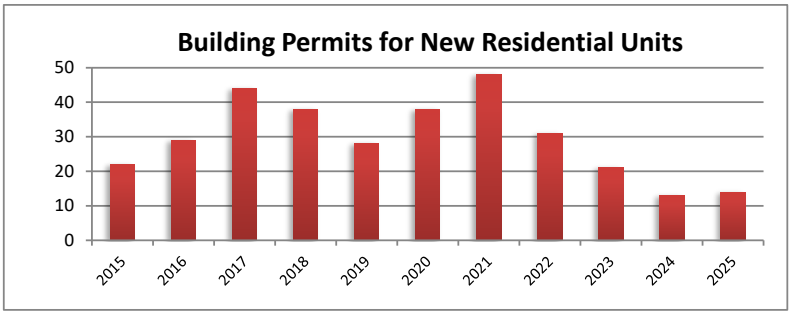

Population	1970	1980	1990	2000	2010	2020	2024	2025	2030
Census Bureau and DCRPC July Estimates	1,527	2,981	3,391	3,762	3,953	4,554	4,943	4,978	5,200
								Projected	

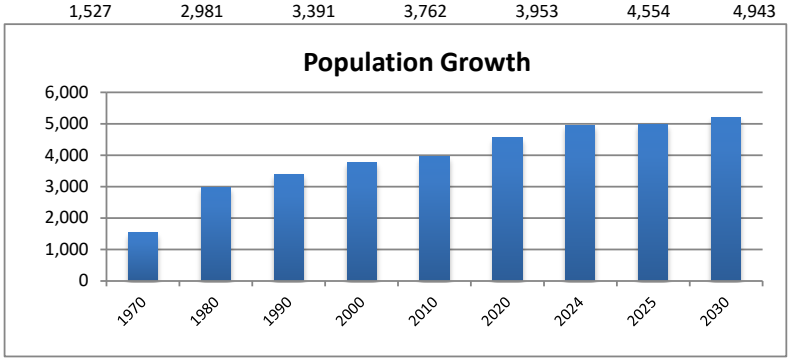

Property Valuation	Residential	Farm	Industrial	Commercial	Public Utility	Util Pers Prc	Grand Total
2025	304,743,740	16,779,290	0	4,432,880	0	12,796,310	338,752,220
	90.0%	5.0%	0.0%	1.3%	0.0%	3.8%	



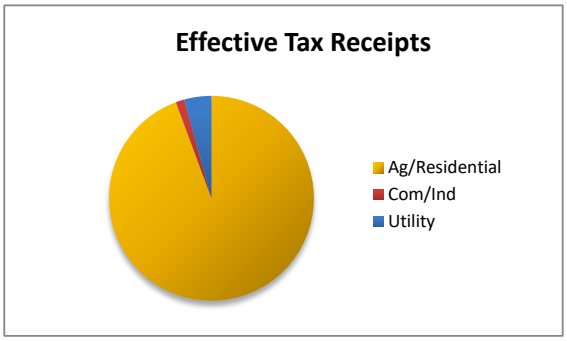

Eff. Tax Receipts	Ag/Residential	Com/Ind	Utility	Grand Total
2025	2,821,644	40,916	127,963	2,990,523
	94.4%	1.4%	4.3%	

Land Use Mix	Residential	Agriculture	Industrial	Commercia	Institution	Rivers, Lak	Parks/Ope	Vacant Lan	Calc Total (no ROW)
(incorp. Areas deleted)	6558	8005	0	53	111	120	330	1439	16617.7675
Dec-25	39%	48%	0%	0%	1%	1%	2%	9%	Twp Total
							Ag Vac	105	17001.8403
					ROW	384	Res Vac	1334	
							Ind Vac	0	
							Com Vac	0.3	

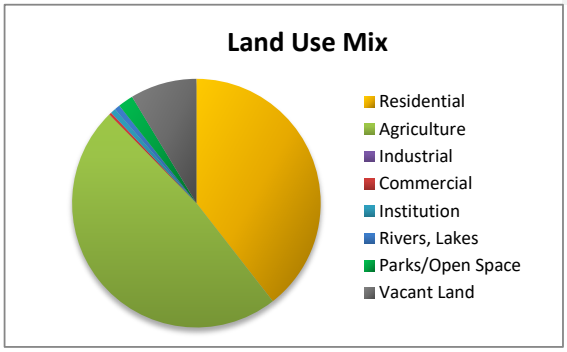

Housing Mix	Single-Family	Multi-Family	Total
12/31/2025	1,622	326	1,948
	83.3%	16.7%	

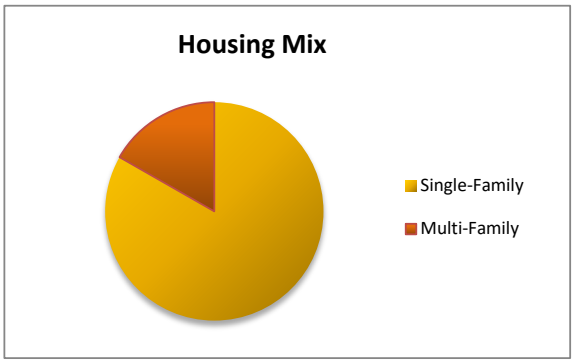

Ethnic Mix	2000	2010	2020	Rate	% of tot
White	3680	3782	4016	6%	88%
African-Ameri	20	36	45	25%	1%
Latino	27	70	252	260%	6%
Native-Am.	9	9	2	-78%	0%
Asian	10	10	28	180%	1%
Other	6	6	13	117%	0%
Two or more	37	40	198	395%	4%
Total	3762	3953	4554	15%	

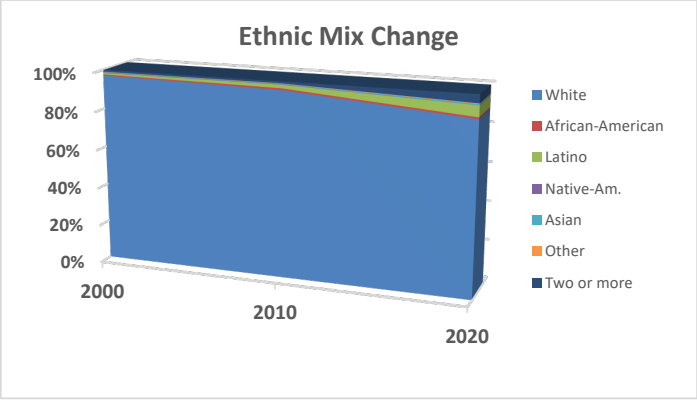

Delaware County Regional Planning Commission
www.dcrpc.org
Community Profile Page