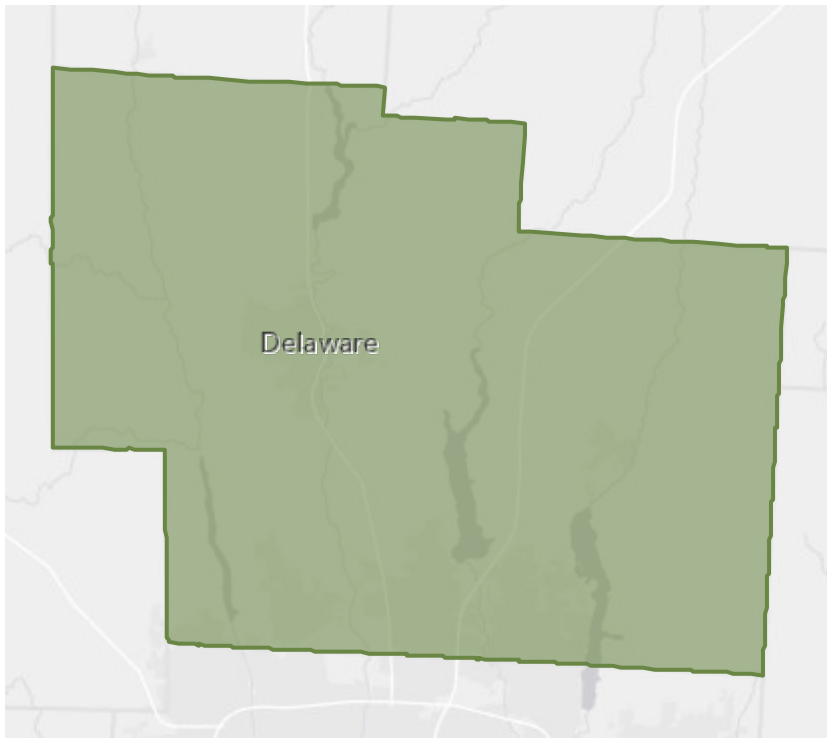


# POPULATION TRENDS AND KEY INDICATORS

Delaware County, OH



85,652

Households

2.70

Avg Size Household

40.3

Median Age

\$138,272

Median Household Income

\$485,885

Median Home Value

## MORTGAGE INDICATORS



\$21,616

Avg Spent on Mortgage & Basics



22.0%

Percent of Income for Mortgage



## INCOME

\$138,272

Median Household Income



\$64,112


Per Capita Income



\$701,909

Median Net Worth

## POPULATION BY AGE



## POPULATION BY GENERATION



3.5%

Greatest Gen:  
Born 1945/Earlier



17.2%

Baby Boomer:  
Born 1946 to 1964



22.2%

Generation X:  
Born 1965 to 1980



21.5%

Millennial:  
Born 1981 to 1998



24.4%

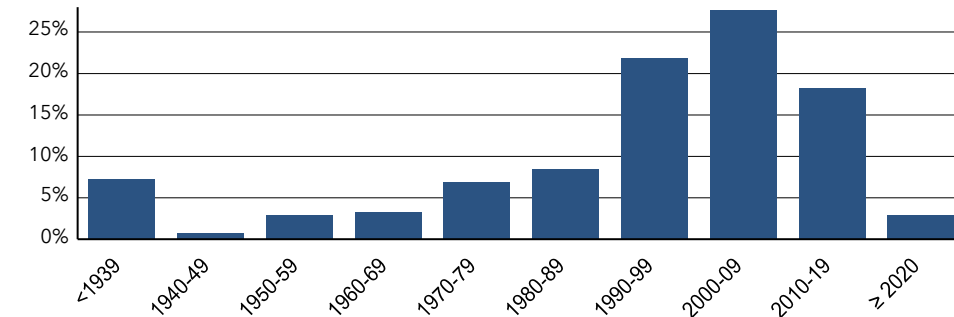
Generation Z:  
Born 1999 to 2016



11.1%

Alpha: Born  
2017 to Present

## Housing: Year Built



This infographic contains data provided by American Community Survey (ACS), Esri, Esri and Bureau of Labor Statistics. The vintage of the data is 2019-2023.