

Delaware County

updated 4/2025

COMMUNITY PROFILE



Sunbury City

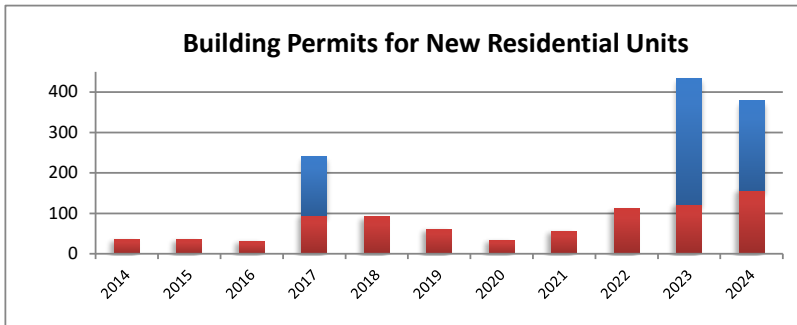
2022 ACS
5-year estimates

Male: 3,273
Female: 3,660
Median Age: 33.3

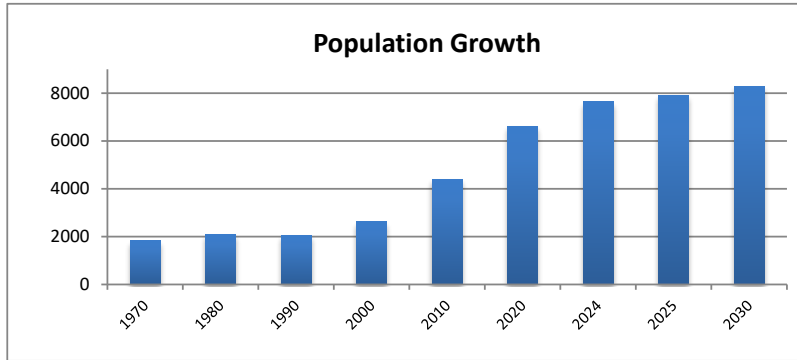
Employed: 3,745
Employed: 69.8%
Unemployed: 60
Unemployed: 1.1%

Med. Household Income: \$92,115
Median Family Income: \$91,776
Per Capita Income: \$41,708
Families below Poverty Level: 6.8%
People below Poverty Level: 7.7%
Graduate or Professional Degree: 9.5%
High School Grad or Higher: 94.4%
Bachelor's or Higher: 39.3%
Median Home Value: 249,600

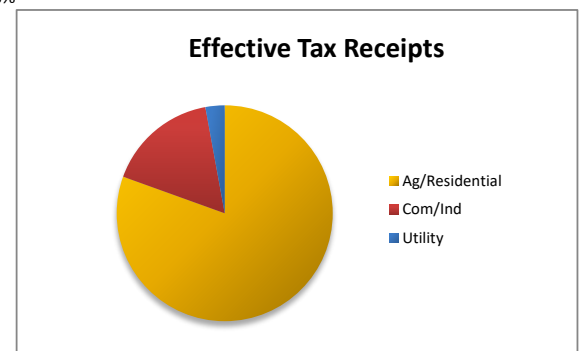
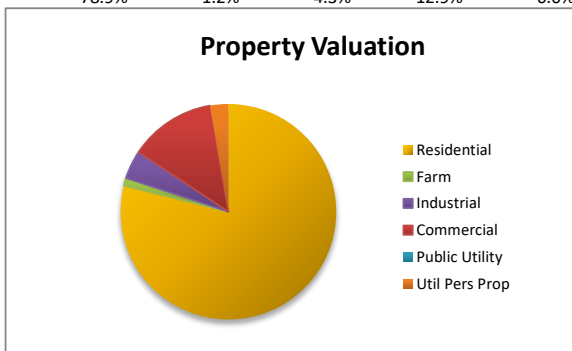
Building Permits	2014	2015	2016	2017	2018	2019	2020	2021	2022	2023	2024
Single-Family	36	36	31	95	91	61	34	56	111	122	157
Multi-Family	0	0	0	146	0	0	0	0	0	312	221



Population	1970	1980	1990	2000	2010	2020	2024	2025	2030
Census Bureau and DCRPC July Estimates	1820	2101	2046	2630	4389	6614	7649	7900	8281



Property Valuation	Residential	Farm	Industrial	Commercial	Public Utility	Util Pers	Prc	Grand Total
2024	274,645,540	4,047,140	14,890,150	44,898,440	0	9,591,680	348,072,950	
	78.9%	1.2%	4.3%	12.9%	0.0%	2.8%		

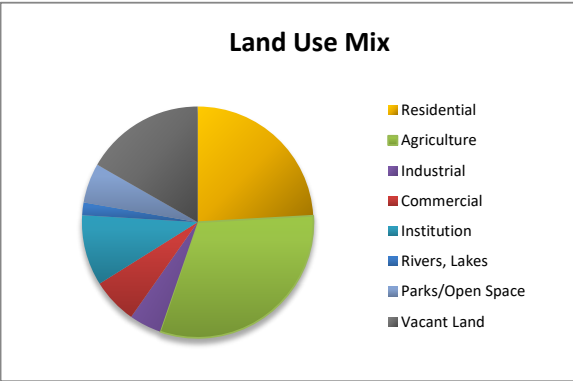


Eff. Tax Receipts	Ag/Residential	Com/Ind	Utility	Grand Total
2024	605,715	125,031	21,630	752,376
	80.5%	16.6%	2.9%	

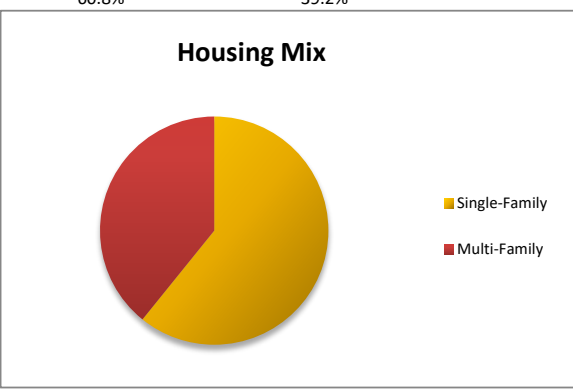
Land Use Mix	Residential	Agriculture	Industrial	Commercial	Institution	Rivers, Lak	Parks/Open	Vacant Lan	Grand Tot	(no ROW)
2023	726	938	134	191	297	53	167	503	3009.69	722
	24%	31%	4%	6%	10%	2%	6%	17%		

Ag Vac	0
Res Vac	222.04
Ind Vac	33.82
Com Vac	164.54

ROW 224.9



Housing Mix	Single-Family	Multi-Family	Total
8/1/2024	2,371	1,528	3,899
	60.8%	39.2%	



Ethnic Mix	2000	2010	2020	Rate	% of tot
White	2573	4134	5715	38%	86%
African-America	10	50	130	160%	2%
Latino	29	75	223	197%	3%
Native-Am.	10	7	9	29%	0%
Asian	7	52	155	198%	2%
Other	6	7	18	157%	0%
Two or more	24	64	364	469%	6%
Total	2630	4389	6614	51%	

