

Delaware County

updated 4/2025

COMMUNITY PROFILE



Genoa Township

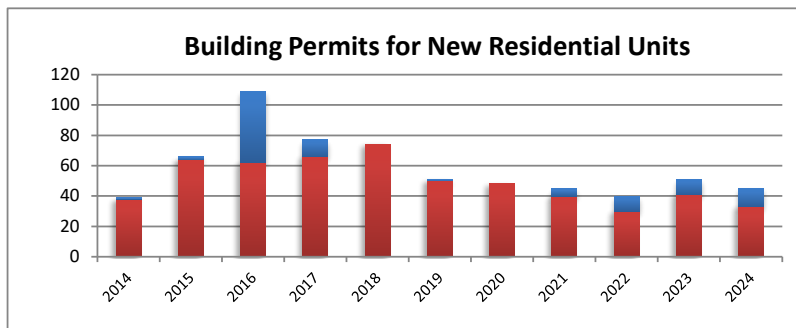
2022 ACS
5-year estimates

Male: 12,702
Female: 12,584
Median Age: 41.4

Employed: 13,148
Employed: 68.3%
Unemployed: 305
Unemployed: 1.6%

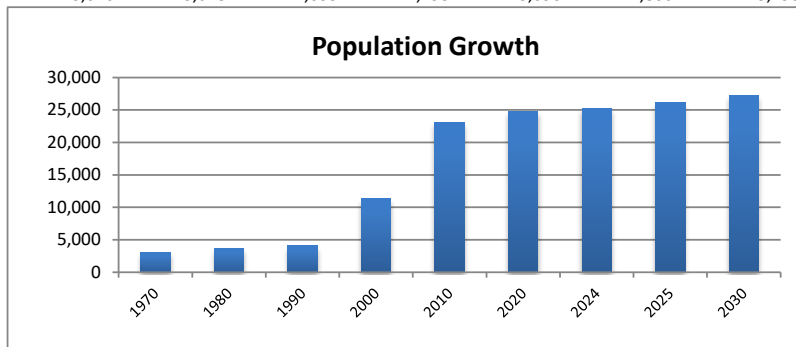
Med. Household Income: \$163,325
Median Family Income: \$172,778
Per Capita Income: \$64,335
Families below Poverty Level: 1.3%
People below Poverty Level: 1.9%
Graduate or Professional Degree: 24.9%
High School Grad or Higher: 98.6%
Bachelor's or Higher: 68.8%
Median Home Value: \$437,800

Building Permits	2014	2015	2016	2017	2018	2019	2020	2021	2022	2023	2024
Single-Family	38	64	62	66	74	50	48	40	30	41	33
Multi-Family	1	2	47	11	0	1	0	5	10	10	12

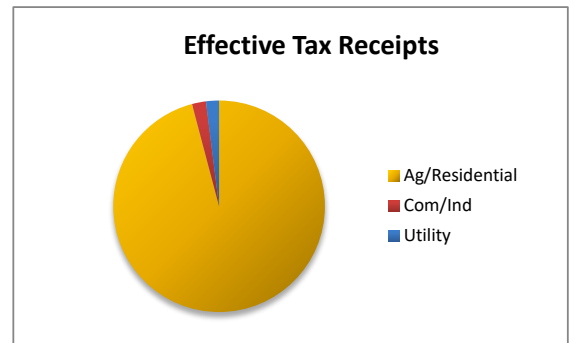
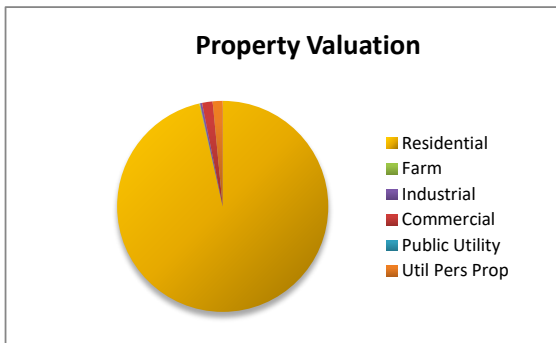


Population	1970	1980	1990	2000	2010	2020	2024	2025	2030
Census Bureau and DCRPC July Estimates	3,046	3,678	4,053	11,293	23,090	24,806	25,298	26,085	27,266

Projected



Property Valuation	Residential	Farm	Industrial	Commercial	Public Utility	Util Pers	Prc Grand Total
2024	1,596,746,190	1,918,390	5,139,110	26,693,420	0	25,251,250	1,655,748,360
	96.4%	0.1%	0.3%	1.6%	0.0%	1.5%	

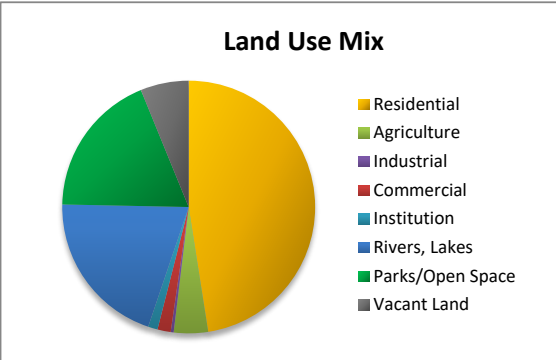


Eff. Tax Receipts	Ag/Residential	Com/Ind	Utility	Grand Total
2024	16,403,277	363,172	340,138	17,106,587
	95.9%	2.1%	2.0%	

Land Use Mix	Residential	Agriculture	Industrial	Commercial	Institution	Rivers, Laki	Parks/Open	Vacant Lan	Calc Total	(no ROW)
(incorp. Areas deleted)	5987	551	48	213	153	2536	2331	777	12597.8718	
2023	48%	4%	0%	2%	1%	20%	19%	6%	Twp Total	

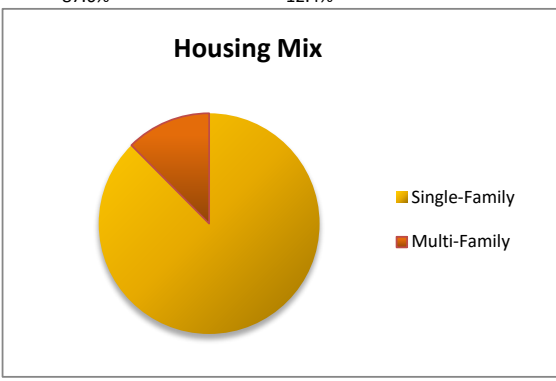
Ag Vac	5.75	13702.0518
Res Vac	965.95	
Ind Vac	0	
Com Vac	20.02	

ROW 1104.18



2,101 acres have been annexed from Genoa Township.

Housing Mix	Single-Family	Multi-Family	Total
8/1/2024	7,880	1,119	8,999
	87.6%	12.4%	



Ethnic Mix	2000	2010	2020	Rate	% of tot
White	10586	20305	20974	3%	85%
African-Ameri	312	1086	1097	1%	4%
Latino	113	407	629	55%	3%
Native-Am.	17	33	23	-30%	0%
Asian	231	852	1110	30%	4%
Other	45	40	106	165%	0%
Two or more	102	367	867	136%	3%
Total	11293	23090	24806	7%	

