

Delaware County

updated 4/2025

COMMUNITY PROFILE



Delaware Township

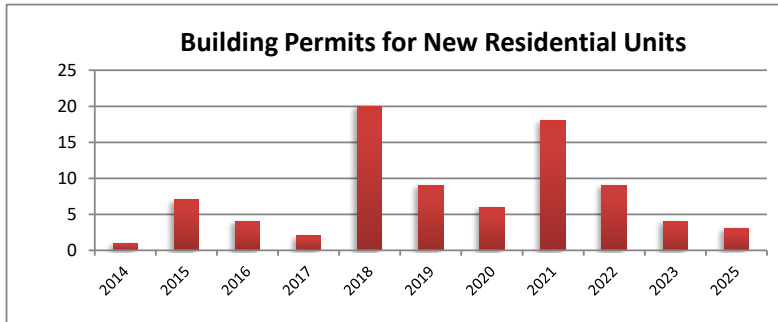
2022 ACS
5-year estimates

Male: 1,195
Female: 1,444
Median Age: 46.8

Employed: 1,082
Employed: 48.5%
Unemployed: 16
Unemployed: 0.7%

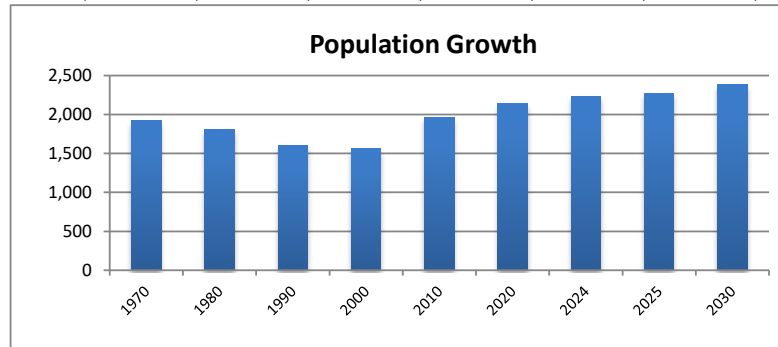
Med. Household Income: \$63,125
Median Family Income: \$122,188
Per Capita Income: \$41,962
Families below Poverty Level: 6.4%
People below Poverty Level: 18.8%
Graduate or Professional Degree: 11.8%
High School Grad or Higher: 95.3%
Bachelor's or Higher: 34%
Median Home Value: 221,600

Building Permits	2014	2015	2016	2017	2018	2019	2020	2021	2022	2023	2025
Single-Family	1	7	4	2	20	9	6	18	9	4	3
Multi-Family	0	0	0	0	0	0	0	0	0	0	0

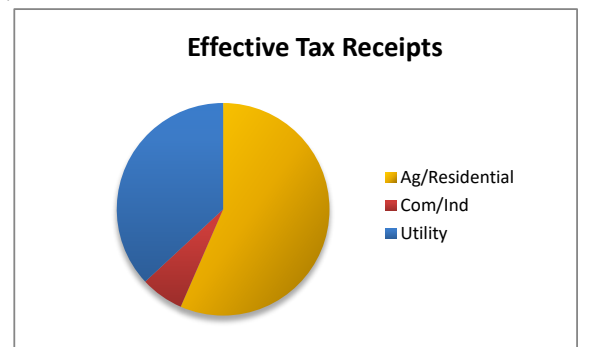
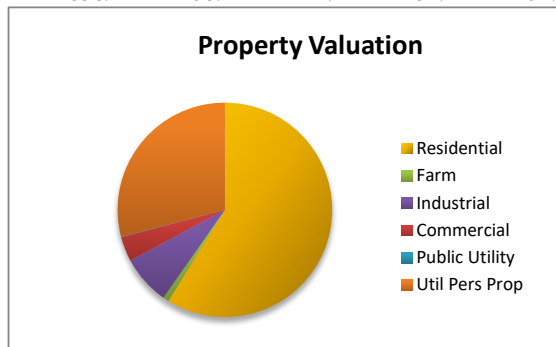


Population	1970	1980	1990	2000	2010	2020	2024	2025	2030
Census Bureau and DCRPC July Estimates	1,920	1,811	1,607	1,559	1,964	2,138	2,235	2,275	2,390

Projected

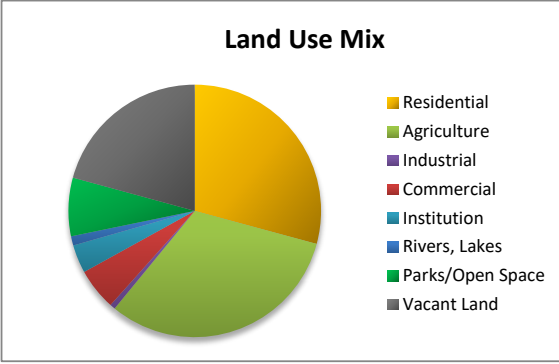


Property Valuation	Residential	Farm	Industrial	Commercial	Public Utility	Util Pers	Prc Grand Total
2024	166,399,410	2,545,660	21,058,240	10,536,620	185,310	82,203,840	282,929,080
	58.8%	0.9%	7.4%	3.7%	0.1%	29.1%	



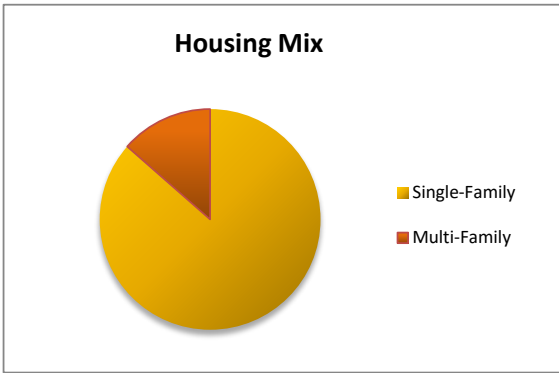
Eff. Tax Receipts	Ag/Residential	Com/Ind	Utility	Grand Total
2024	274,708	31,844	179,374	485,926
	56.5%	6.6%	36.9%	

Land Use Mix	Residential	Agriculture	Industrial	Commercial	Institution	Rivers, Lake	Parks/Open	Vacant Land	Calc Total	(no ROW)
(incorp. Areas deleted)	1599	1737	37	293	198	65	410	1136	5474.85764	
2023	29%	32%	1%	5%	4%	1%	7%	21%	Twp Total	
								Ag Vac	97.3	5758.92764
								Res Vac	923.81	
								Ind Vac	4.59	
								Com Vac	53.77	
								ROW	284.07	



10,177 acres have been annexed from Delaware Township.

Housing Mix	Single-Family	Multi-Family	Total
8/1/2024	793	124	917
	86.5%	13.5%	



Ethnic Mix	2000	2010	2020	Rate	% of tot
White	1488	1795	1879	5%	88%
African-Ameri	32	60	65	8%	3%
Latino	15	40	35	-13%	2%
Native-Am.	2	2	2	0%	0%
Asian	11	39	61	56%	3%
Other	6	2	5	150%	0%
Two or more	20	26	91	250%	4%
Total	1559	1964	2138	9%	

