

Delaware County updated 4/2025

COMMUNITY PROFILE



Concord Township

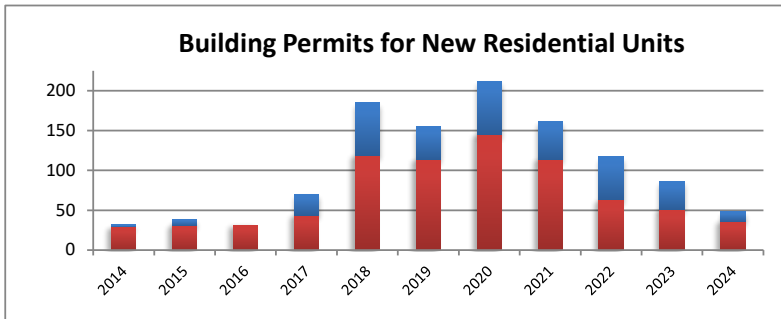
2022 ACS
5-year estimates

Male: 5,933
Female: 5,397
Median Age: 43.2

Employed: 5,428
Employed: 62.6%
Unemployed: 224
Unemployed: 2.6%

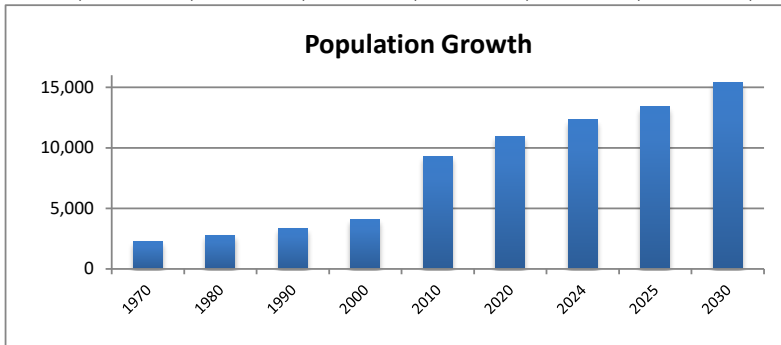
Med. Household Income: \$161,075
Median Family Income: \$158,447
Per Capita Income: \$67,513
Families below Poverty Level: 2.2%
People below Poverty Level: 2.7%
Graduate or Professional Degree: 27.1%
High School Grad or Higher: 99.1%
Bachelor's or Higher: 66.5%
Median Home Value: \$473,900

Building Permits	2014	2015	2016	2017	2018	2019	2020	2021	2022	2023	2024
Single-Family	29	31	31	44	119	114	145	114	63	51	36
Multi-Family	3	8	0	26	66	41	67	48	54	35	12

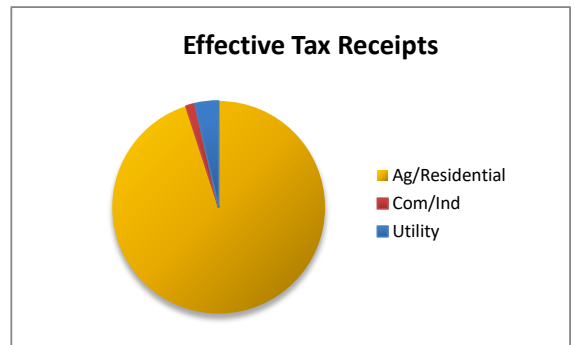
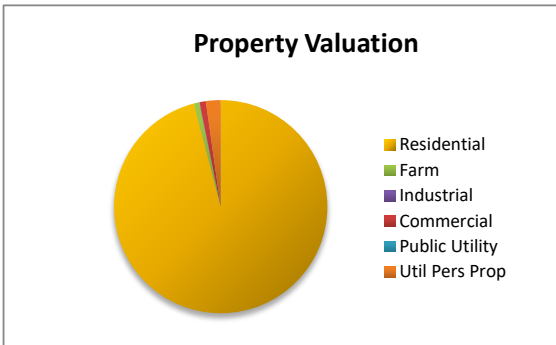


Population	1970	1980	1990	2000	2010	2020	2024	2025	2030
Census Bureau and DCRPC July Estimates	2,304	2,776	3,363	4,088	9,294	10,951	12,316	13,391	15,392

Projected



Property Valuation	Residential	Farm	Industrial	Commercial	Public Utility	Util Pers	Prc Grand Total
2024	918,945,100	7,876,800	510,870	8,924,210	0	21,420,220	957,677,200
	96.0%	0.8%	0.1%	0.9%	0.0%	2.2%	

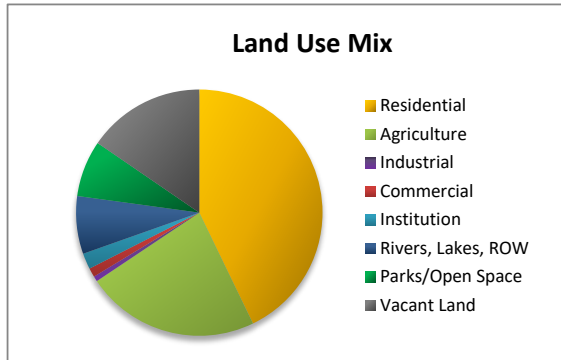


Eff. Tax Receipts	Ag/Residential	Com/Ind	Utility	Grand Total
2024	5,538,308	80,460	209,838	5,828,606
	95.0%	1.4%	3.6%	

Land Use Mix	Residential	Agriculture	Industrial	Commercial	Institution	Rivers, Lakes	Parks/Open	Vacant Land	Calc Total	(no ROW)
(incorp. Areas deleted)	5818	3099	93	161	284	1030	1005	2098	13587.7131	
2023	43%	23%	1%	1%	2%	8%	7%	15%	Twp Total	

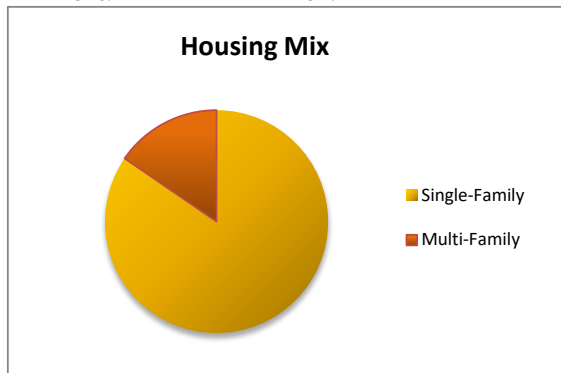
Ag Vac	42.57	14237.4331
Res Vac	2322.07	
Ind Vac	0	
Com Vac	0	

ROW 649.72



1,612.44 acres have been annexed from Concord Township.

Housing Mix	Single-Family	Multi-Family	Total
8/1/2024	4,034	735	4,769
	84.6%	15.4%	



Ethnic Mix	2000	2010	2020	Rate	% of tot
White	3787	8261	9109	10%	83%
African-Ameri	234	236	184	-22%	2%
Latino	49	157	303	93%	3%
Native-Am.	4	21	7	-67%	0%
Asian	22	463	917	98%	8%
Other	12	10	36	260%	0%
Two or more	29	146	395	171%	4%
Total	4088	9294	10951	18%	

