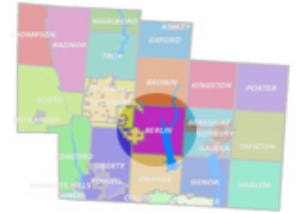


Delaware County

updated 4/2025

COMMUNITY PROFILE

Berlin Township



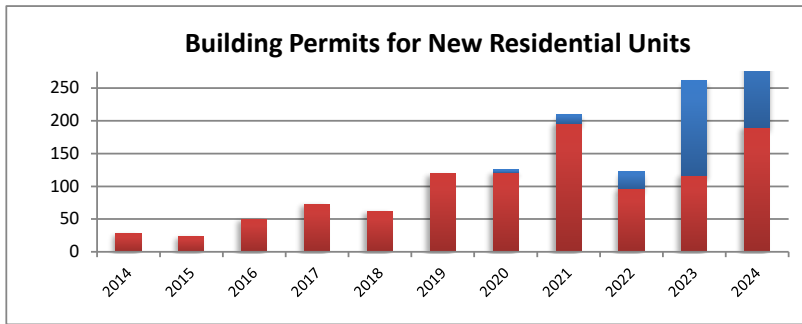
2022 ACS
5-year estimates

Male: 4,853
Female: 4,522
Median Age: 39

Employed: 5,238
Employed: 77.2%
Unemployed: 119
Unemployed: 1.8%

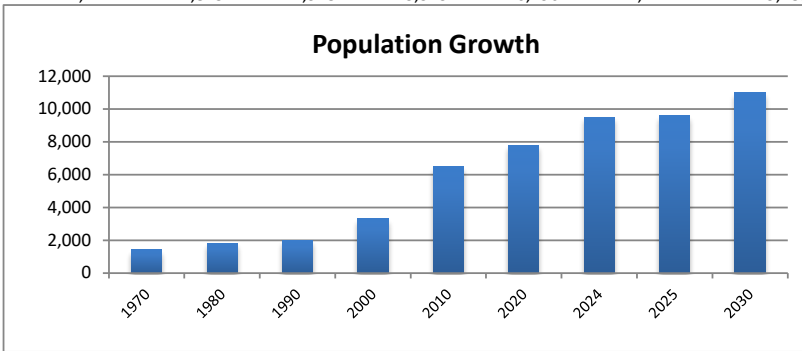
Med. Household Income: \$161,518
Median Family Income: \$167,019
Per Capita Income: \$63,545
Families below Poverty Level: 0.2
People below Poverty Level: 1.2
Graduate or Professional Degree: 23.9%
High School Grad or Higher: 97.2%
Bachelor's or Higher: 61.9%
Median Home Value: \$455,300

Building Permits	2014	2015	2016	2017	2018	2019	2020	2021	2022	2023	2024
Single-Family	28	24	50	73	62	119	121	196	96	117	190
Multi-Family	0	0	0	0	0	0	4	14	27	145	134

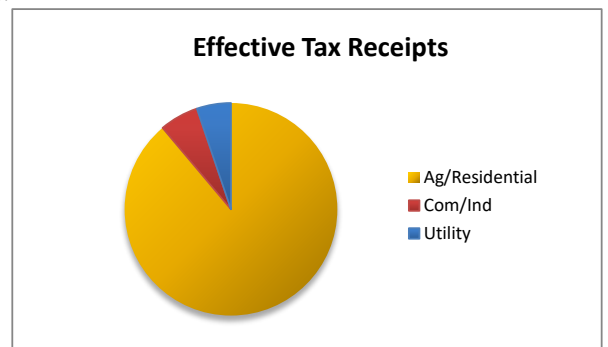
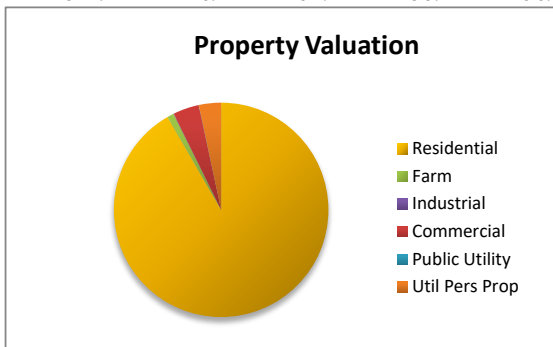


Population	1970	1980	1990	2000	2010	2020	2024	2025	2030
Census Bureau and DCRPC July Estimates	1,412	1,825	1,978	3,313	6,496	7,774	9,489	9,576	11000

Projected



Property Valuation	Residential	Farm	Industrial	Commercial	Public Utility	Util Pers	Prc Grand Total
2024	730,272,820	7,914,120	465,230	31,112,450	197,980	26,659,030	796,621,630
	91.7%	1.0%	0.1%	3.9%	0.0%	3.3%	

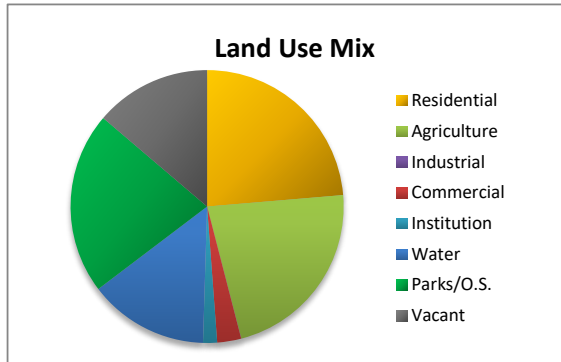


Eff. Tax Receipts	Ag/Residential	Com/Ind	Utility	Grand Total
2024	3,406,443	227,152	199,171	3,832,766
	88.9%	5.9%	5.2%	

Land Use Mix	Residential	Agriculture	Industrial	Commercial	Institution	Rivers, Lake	Parks/Open S	Vacant Land	Calc Total	(no ROW)
(incorp. Areas deleted)	3419	3224	2	410	240	2050	3117	1989	14451	
2023	24%	22%	0%	3%	2%	14%	22%	14%	Twp Total	

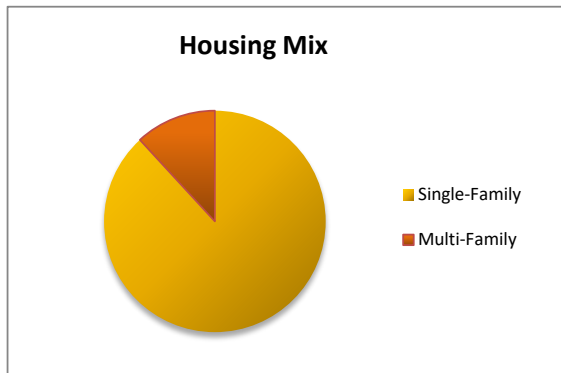
Ag Vac	210.77	15263.8079
Res Vac	1822.87	
Ind Vac	0	
Com Vac	93.53	

ROW 812.64



1,366 acres have been annexed from Berlin Township.

Housing Mix	Single-Family	Multi-Family	Total
8/1/2024	3,295	442	3,737
	88.2%	11.8%	



Ethnic Mix	2000	2010	2020	Rate	% of tot
White	3184	5813	6534	12%	84%
African-Ameri	56	170	259	52%	3%
Latino	16	233	268	15%	3%
Native-Am.	7	11	6	-45%	0%
Asian	27	158	302	91%	4%
Other	9	8	53	563%	1%
Two or more	30	103	352	242%	5%
Total	3313	6496	7774	20%	

