

Delaware County updated 4/2025

COMMUNITY PROFILE



Berkshire Township

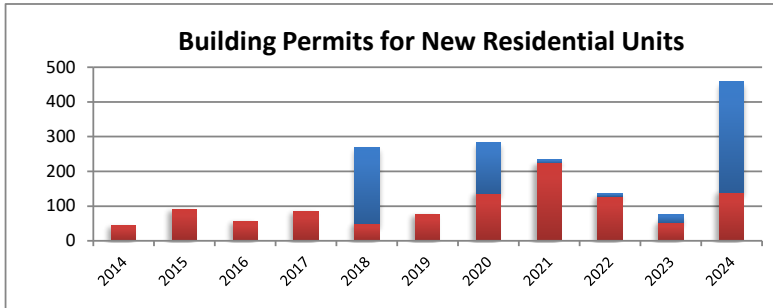
2022 ACS
5-year estimates

Male: 2,703
Female: 2,672
Median Age: 38.5

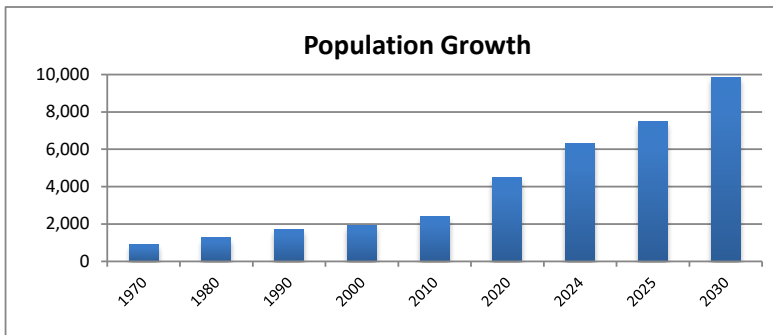
Employed: 2,622
Employed: 69.1%
Unemployed: 92
Unemployed: 2.4%

Med. Household Income: \$136,020
Median Family Income: \$141,453
Per Capita Income: \$50,258
Families below Poverty Level: 1%
People below Poverty Level: 3.3%
Graduate or Professional Degree: 13.2%
High School Grad or Higher: 99.2%
Bachelor's or Higher: 54.8%
Median Home Value: \$445,300

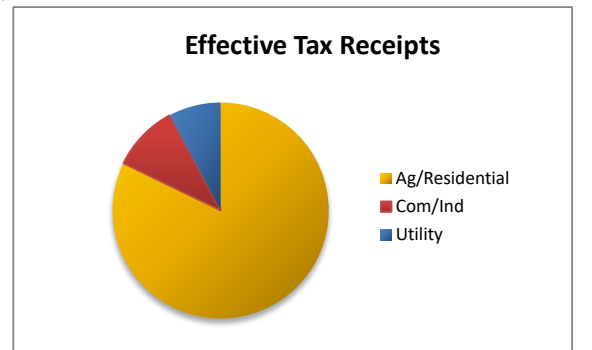
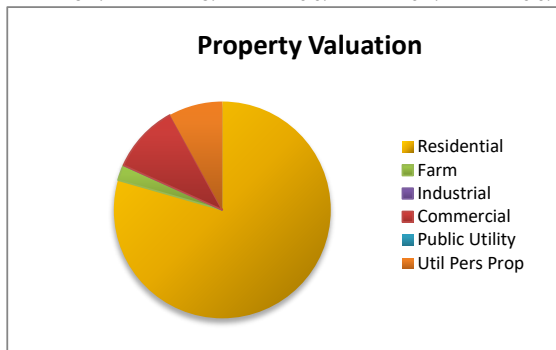
Building Permits	2014	2015	2016	2017	2018	2019	2020	2021	2022	2023	2024
Single-Family	45	91	55	84	49	75	136	225	129	53	140
Multi-Family	0	0	0	0	220	0	148	9	8	22	318



Population	1970	1980	1990	2000	2010	2020	2024	2025	2030
Census Bureau and DCRPC July Estimates	927	1,272	1,713	1,946	2,428	4,476	6,296	7,472	9,850
								Projected	



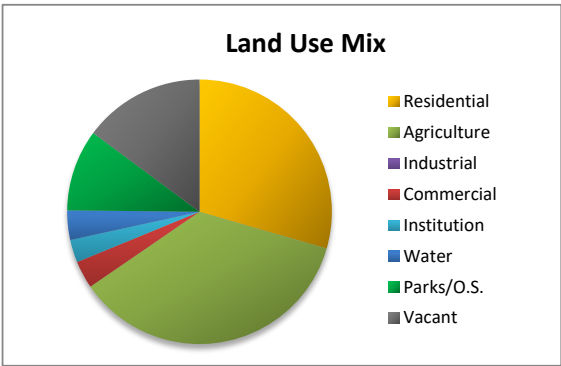
Property Valuation	Residential	Farm	Industrial	Commercial	Public Utility	Util Pers	Prc Grand Total
2024	395,878,490	11,565,930	0	50,902,230	0	39,979,190	498,325,840
	79.4%	2.3%	0.0%	10.2%	0.0%	8.0%	



Eff. Tax Receipts	Ag/Residential	Com/Ind	Utility	Grand Total
2024	825,624	100,556	78,424	1,004,604
	82.2%	10.0%	7.8%	

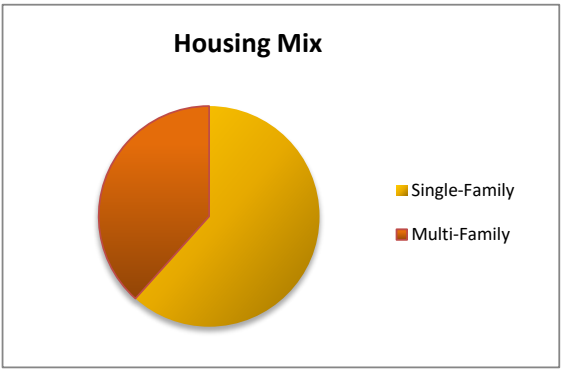
Land Use Mix	Residential	Agriculture	Industrial	Commercial	Institution	Water	Parks/O.S.	Vacant	Calc Total
(incorp. Areas deleted)	3,192	3,890		365	300	390	1,081	1,607	10,824
2023	29%	36%	0%	3%	3%	4%	10%	15%	Twp Total

ROW	606	Ag Vac	45	11,430
		Res Vac	1,438	
		Ind Vac	2	
		Com Vac	218.55	



4,202 acres have been annexed from Berkshire Township.

Housing Mix	Single-Family	Multi-Family	Total
8/1/2024	2,104	1,310	3,414
	61.6%	38.4%	



Ethnic Mix	2000	2010	2020	Rate	% of tot
White	1906	2319	3886	68%	87%
African-Ameri	3	21	113	438%	3%
Latino	9	25	117	368%	3%
Native-Am.	1	8	6	-25%	0%
Asian	18	24	109	354%	2%
Other	6	0	25	#DIV/0!	1%
Two or more	12	31	220	610%	5%
Total	1946	2428	4476	84%	

