

# Delaware County

updated 4/2025

## COMMUNITY PROFILE



### Ashley Village

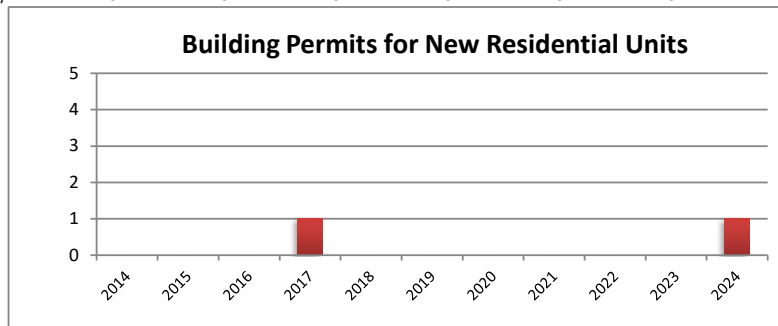
2022 ACS  
5-year estimates

**Male: 828**  
**Female: 664**  
**Median Age: 36.6**

**Employed: 741**  
**Employed: 66.3%**  
**Unemployed: 22**  
**Unemployed: 2%**

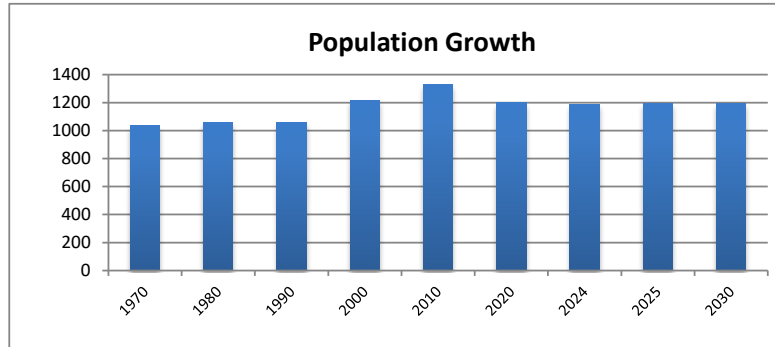
**Med. Household Income: \$58,462**  
**Median Family Income: \$59,028**  
**Per Capita Income: \$27,357**  
**Families below Poverty Level: 10.1%**  
**People below Poverty Level: 16.6%**  
**Graduate or Professional Degree: 2.3%**  
**High School Grad or Higher: 92.3%**  
**Bachelor's or Higher: 9%**  
**Median Home Value: \$144,700**

Building Permits	2014	2015	2016	2017	2018	2019	2020	2021	2022	2023	2024
Single-Family	0	0	0	1	0	0	0	0	0	0	1
Multi-Family	0	0	0	0	0	0	0	0	0	0	0

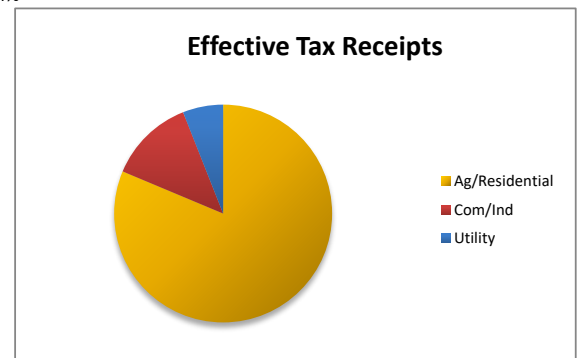
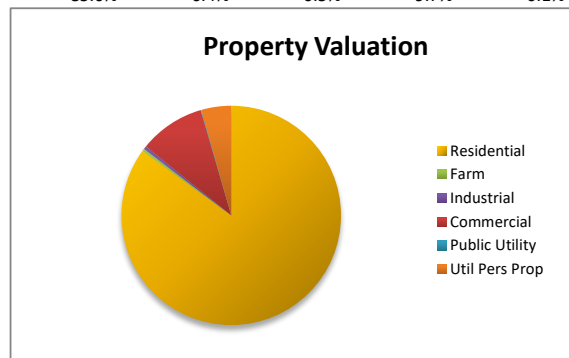


Population	1970	1980	1990	2000	2010	2020	2024	2025	2030
Census Bureau and DCRPC July Estimates	1034	1057	1059	1216	1330	1198	1190	1193	1194

Projected



Property Valuation	Residential	Farm	Industrial	Commercial	Public Utility	Util Pers Prc	Grand Total
2024	18,991,200	79,820	103,580	2,159,050	21,340	984,850	22,339,840
	85.0%	0.4%	0.5%	9.7%	0.1%	4.4%	

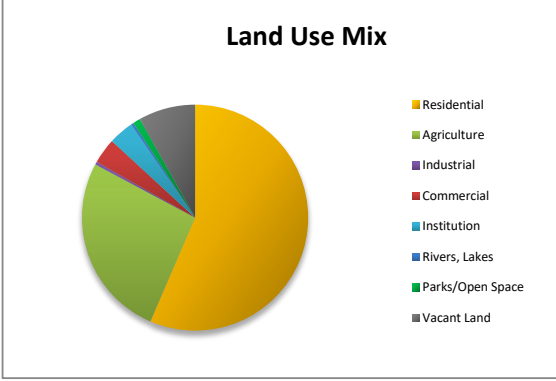


Eff. Tax Receipts	Ag/Residential	Com/Ind	Utility	Grand Total
2024	189,509	29,564	13,961	233,035
	81.3%	12.7%	6.0%	

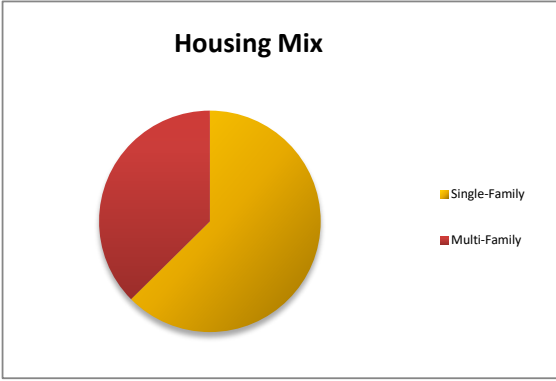
Land Use Mix	Residential	Agriculture	Industrial	Commercial	Institution	Rivers, Lak	Parks/Ope	Vacant Lan	Grand Tot	(no ROW)
2023	210	98	2	14	13	1	4	30	371.892682	
	56%	26%	0%	4%	4%	0%	1%	8%		

Ag Vac	0	0%
Res Vac	29.96	8%
Ind Vac	0	0%
Com Vac	3.8	1%

ROW 49.73



Housing Mix	Single-Family	Multi-Family	Total
8/1/2024	343	205	548
	62.6%	37.4%	



Ethnic Mix	2000	2010	2020	Rate	% of tot
White	1179	1274	1109	-13%	93%
African-Ameri	12	6	16	167%	1%
Latino	10	20	26	30%	2%
Native-Am.	4	1	0	-100%	0%
Asian	1	2	3	50%	0%
Other	3	0	1	#DIV/0!	0%
Two or more	17	27	43	59%	4%
Total	1216	1330	1198	-10%	

