

Delaware County updated 8/2023

COMMUNITY PROFILE



Trenton Township

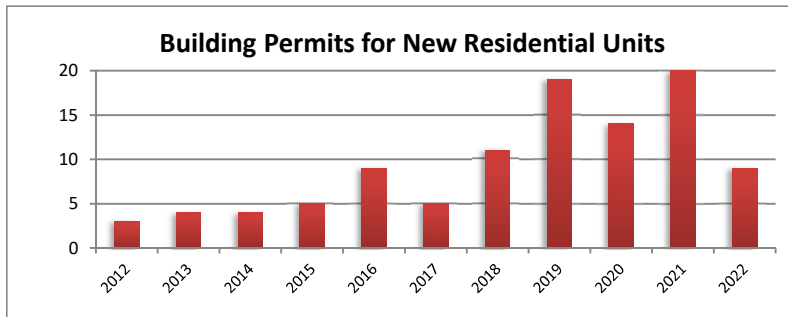
2021 ACS
5-year estimates

Male: 1,098
Female: 1,089
Median Age: 50.4

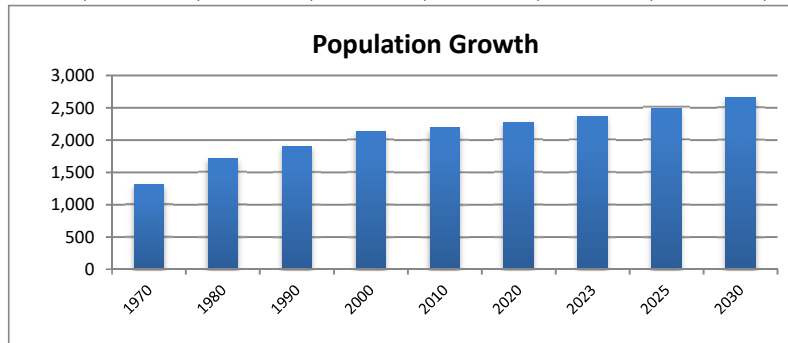
Employed: 1,282
Employed: 68.9%
Unemployed: 35
Unemployed: 1.9%

Med. Household Income: \$115,927
Median Family Income: \$124,219
Per Capita Income: \$46,292
Families below Poverty Level: 4.5%
People below Poverty Level: 5.9%
Graduate or Professional Degree: 8.2%
High School Grad or Higher: 91.7%
Bachelor's or Higher: 30.8%
Median Home Value: \$267,200

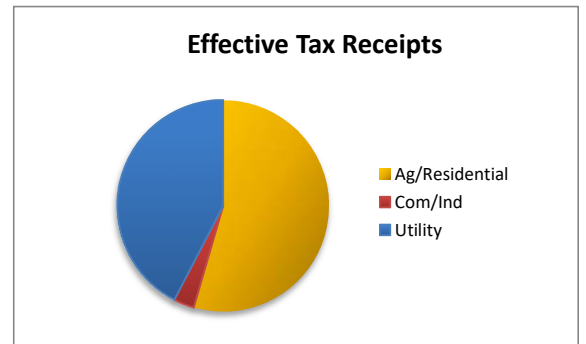
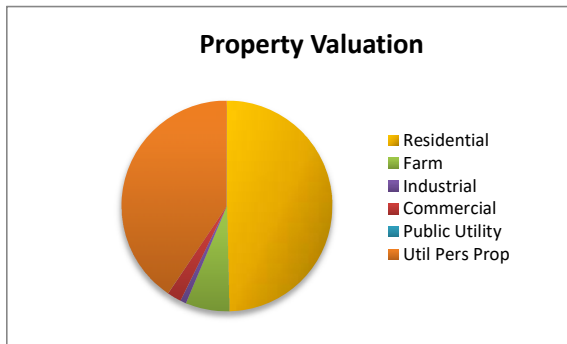
Building Permits	2012	2013	2014	2015	2016	2017	2018	2019	2020	2021	2022
Single-Family	3	4	4	5	9	5	11	19	14	20	9
Multi-Family	0	0	0	0	0	0	0	0	0	0	0



Population	1970	1980	1990	2000	2010	2020	2023	2025	2030
Census Bureau and DCRPC July Estimates	1,312	1,722	1,906	2,137	2,190	2,276	2,371	2,485	2,662
								Projected	



Property Valuation	Residential	Farm	Industrial	Commercial	Public Utility	Util Pers	Pro Grand Total
2022	88,657,220	11,995,750	1,605,640	3,931,510	0	72,450,810	178,640,930
	49.6%	6.7%	0.9%	2.2%	0.0%	40.6%	

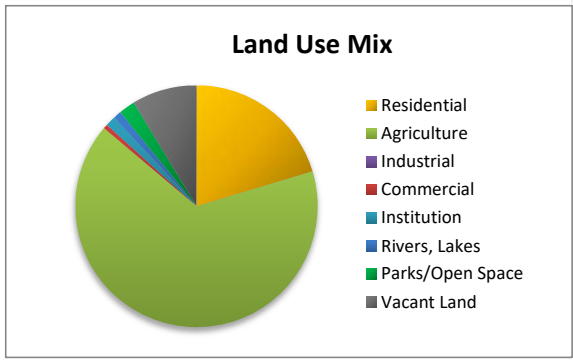


Effective Tax Receipt	Ag/Residential	Com/Ind	Utility	Grand Total
2020	237,803	13,707	184,993	436,503
	54.5%	3.1%	42.4%	

Land Use Mix	Residential	Agriculture	Industrial	Commercial	Institution	Rivers, Lake	Parks/Open	Vacant Land	Calc Total	(no ROW)
(incorp. Areas deleted)	3381.29	10936.52	0	92.3	223.76	181.07	360.1	1442.32	16617.36	
2018	20%	66%	0%	1%	1%	1%	2%	9%	Twp Total	

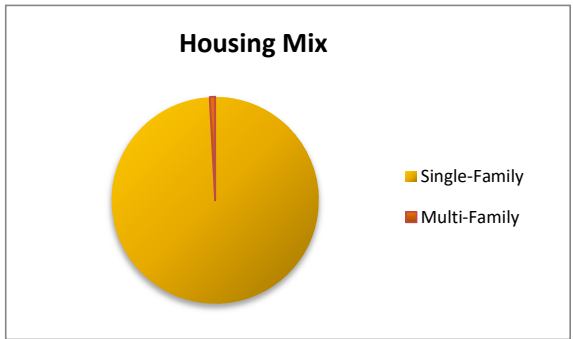
Ag Vac	362.26	16990.46
Res Vac	1022.1	
Ind Vac	46.25	
Com Vac	11.71	

ROW 373.1



31.80 acres have been annexed from Trenton Township.

Housing Mix	Single-Family	Multi-Family	Total
2021	844	7	851
	99.2%	0.8%	



Ethnic Mix	2000	2010	2020	Rate	% of tot
White	2112	2116	2166	2%	95%
African-Ameri	7	25	8	-68%	0%
Latino	6	18	19	6%	1%
Native-Am.	3	1	1	0%	0%
Asian	2	7	7	0%	0%
Other	4	2	7	250%	0%
Two or more	9	21	68	224%	3%
Total	2137	2190	2276	4%	

