

Delaware County updated 8/2023

COMMUNITY PROFILE



Thompson Township

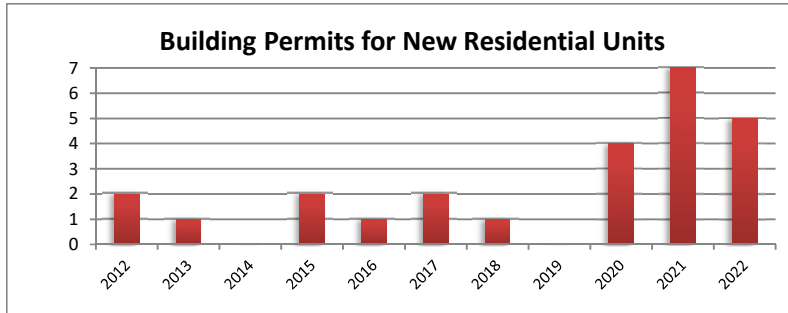
2021 ACS
5-year estimates

Male: 389
Female: 327
Median Age: 44.6

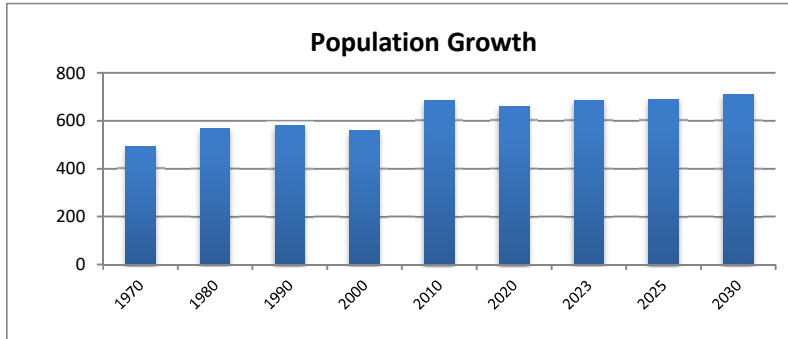
Employed: 467
Employed: 74.6%
Unemployed: 7
Unemployed: 1.1%

Med. Household Income: \$154,233
Median Family Income: \$145,785
Per Capita Income: \$61,382
Families below Poverty Level: 0%
People below Poverty Level: 0%
Graduate or Professional Degree: 2.6%
High School Grad or Higher: 100%
Bachelor's or Higher: 39.9%
Median Home Value: \$275,800

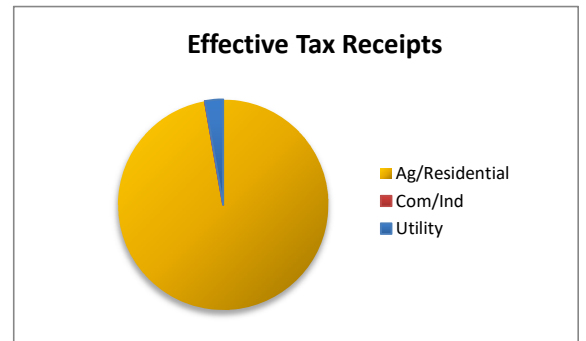
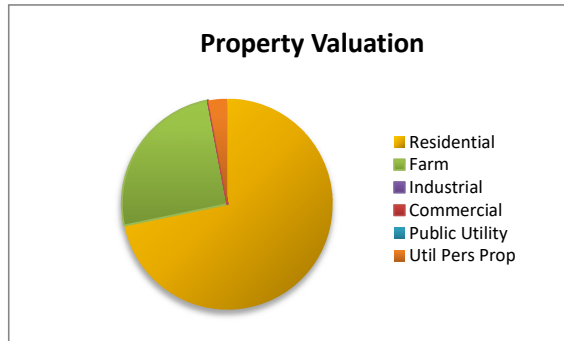
Building Permits	2012	2013	2014	2015	2016	2017	2018	2019	2020	2021	2022
Single-Family	2	1	0	2	1	2	1	0	4	7	5
Multi-Family	0	0	0	0	0	0	0	0	0	0	0



Population	1970	1980	1990	2000	2010	2020	2023	2025	2030
Census Bureau and DCRPC July Estimates	492	566	582	558	684	659	687	688	711

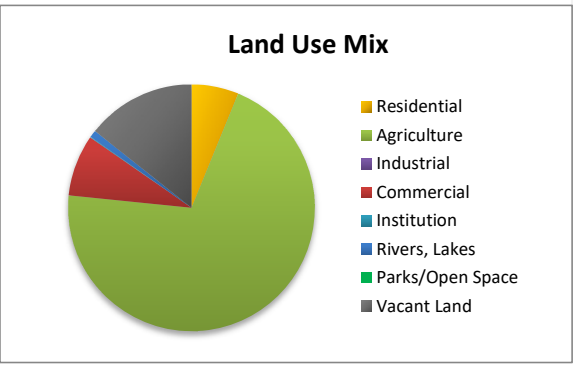


Property Valuation	Residential	Farm	Industrial	Commercial	Public Utility	Util Pers	Pro Grand Total
2022	20,195,480	7,129,560	0	7,920	0	822,150	28,155,110
	71.7%	25.3%	0.0%	0.0%	0.0%	2.9%	

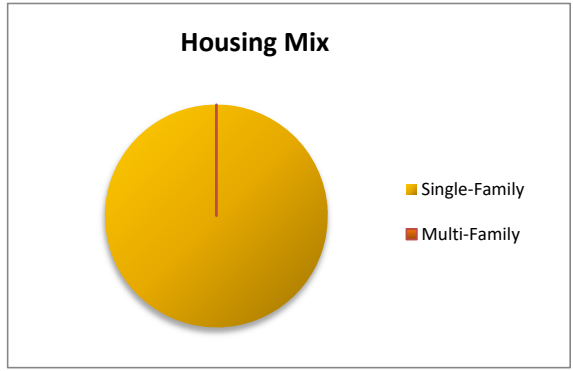


Effective Tax Receipt	Ag/Residential	Com/Ind	Utility	Grand Total
2020	85,489	29	2,428	87,945
	97.2%	0.0%	2.8%	

Land Use Mix	Residential	Agriculture	Industrial	Commercial	Institution	Rivers, Lake	Parks/Open	Vacant Lan	Calc Total	(no ROW)
(incorp. Areas deleted)	786.88	8968.2	0	1024.5	9.27	121.89	0	1820.64	12731.38	
2018	6%	70%	0%	8%	0%	1%	0%	14%	Twp Total	
									Ag Vac	547.36
									Res Vac	1273.28
									Ind Vac	0
									Com Vac	0
									ROW	255.83
										12987.21



Housing Mix	Single-Family	Multi-Family	Total
2021	245	0	245
	100.0%	0.0%	



Ethnic Mix	2000	2010	2020	Rate	% of tot
White	545	663	612	-8%	93%
African-Ameri	6	7	0	-100%	0%
Latino	1	11	23	109%	3%
Native-Am.	0	0	0	#DIV/0!	0%
Asian	0	0	4	#DIV/0!	1%
Other	0	0	0	#DIV/0!	0%
Two or more	0	3	20	567%	3%
Total	558	684	659	-4%	

