

Delaware County

updated 8/2023

COMMUNITY PROFILE



Powell City

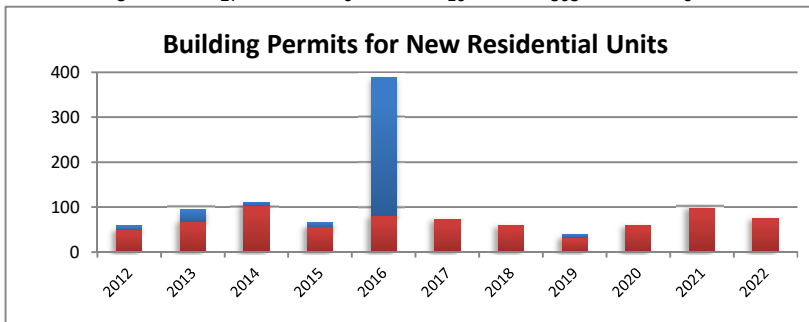
2021 ACS
5-year estimates

Male: 7,280
Female: 6,599
Median Age: 40.7%

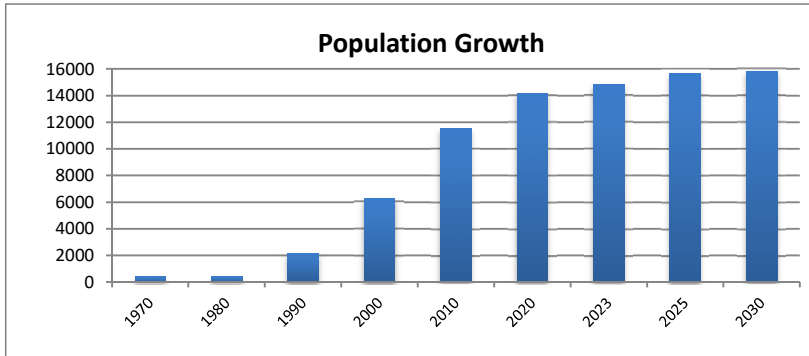
Employed: 6,658
Employed: 64.2%
Unemployed: 154
Unemployed: 1.5%

Med. Household Income: \$138,046
Median Family Income: \$178,676
Per Capita Income: \$64,958
Families below Poverty Level: 0.8%
People below Poverty Level: 1.6%
Graduate or Professional Degree: 33.5%
High School Grad or Higher: 98.6%
Bachelor's or Higher: 74.9%
Median Home Value: 416,000

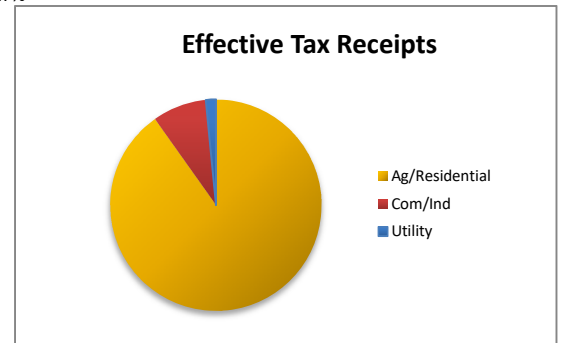
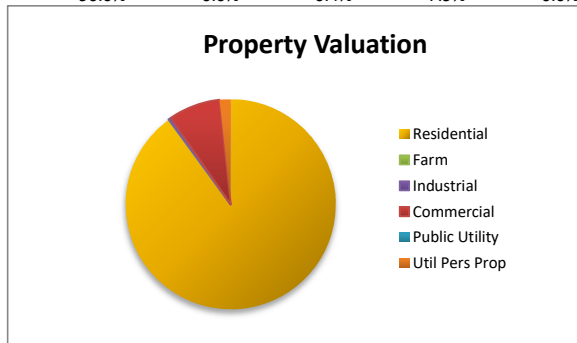
Building Permits	2012	2013	2014	2015	2016	2017	2018	2019	2020	2021	2022
Single-Family	50	68	104	56	80	73	59	32	59	98	75
Multi-Family	8	27	6	10	308	0	0	8	0	0	0



Population	1970	1980	1990	2000	2010	2020	2023	2025	2030
Census Bureau and DCRPC July Estimates	374	387	2154	6247	11500	14163	14823	15632	15826



Property Valuation	Residential	Farm	Industrial	Commercial	Public Utility	Util Pers	Pro Grand Total
2022	631,879,340	0	2,891,860	55,575,080	14,310	12,009,970	702,370,560
	90.0%	0.0%	0.4%	7.9%	0.0%	1.7%	



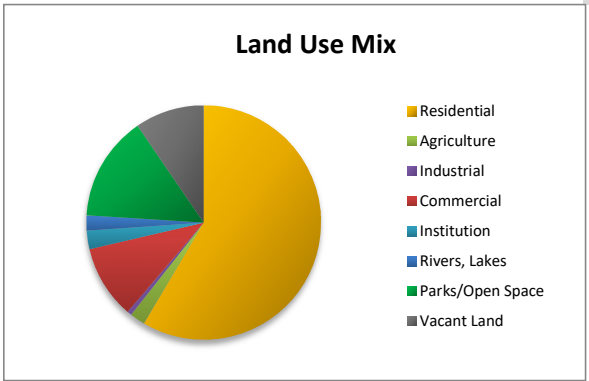
Effective Tax Receipts	Ag/Residential	Com/Ind	Utility	Grand Total
2020	1,187,059	109,112	20,136	1,316,308
	90.2%	8.3%	1.5%	

Land Use Mix

Land Use Mix	Residential	Agriculture	Industrial	Commercial	Institution	Rivers, Lakes	Parks/Open	Vacant Land	Grand Tot (no ROW)
--------------	-------------	-------------	------------	------------	-------------	---------------	------------	-------------	--------------------

2018	1823.48	65.01	20.27	314.7	79.45	65.04	451.21	297.39	3116.55
	59%	2%	1%	10%	3%	2%	14%	10%	

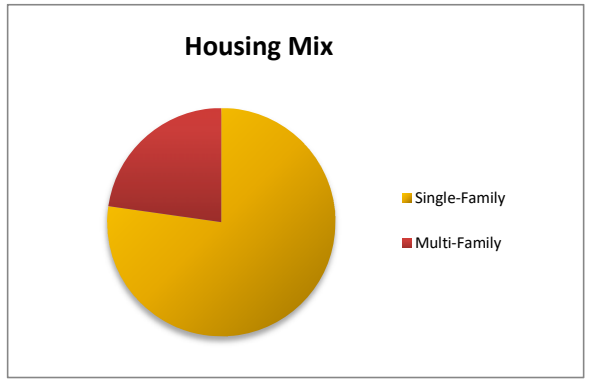
	ROW	492.54	Ag Vac	9.38
			Res Vac	188
			Ind Vac	27.6
			Com Vac	72.41



Housing Mix

Housing Mix	Single-Family	Multi-Family	Total
-------------	---------------	--------------	-------

2021	4,087	1,203	5,290
	77.3%	22.7%	



Ethnic Mix

Ethnic Mix	2000	2010	2020	Rate	% of tot
White	5890	10172	11400	12%	80%
African-American	97	221	216	-2%	2%
Latino	68	161	357	122%	3%
Native-Am.	7	13	14	8%	0%
Asian	186	863	1700	97%	12%
Other	14	35	44	26%	0%
Two or more	53	196	450	130%	3%
Total	6247	11500	14181	23%	

