

Delaware County updated 8/2023

COMMUNITY PROFILE



Porter Township

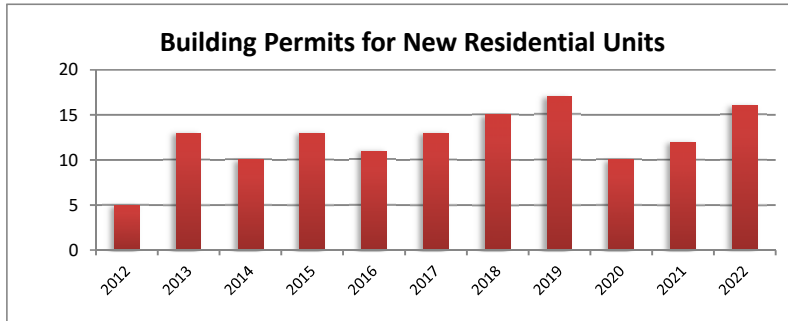
2021 ACS
5-year estimates

Male: 1,230
Female: 1,134
Median Age: 48.9

Employed: 1,191
Employed: 58.8%
Unemployed: 63
Unemployed: 3.1%

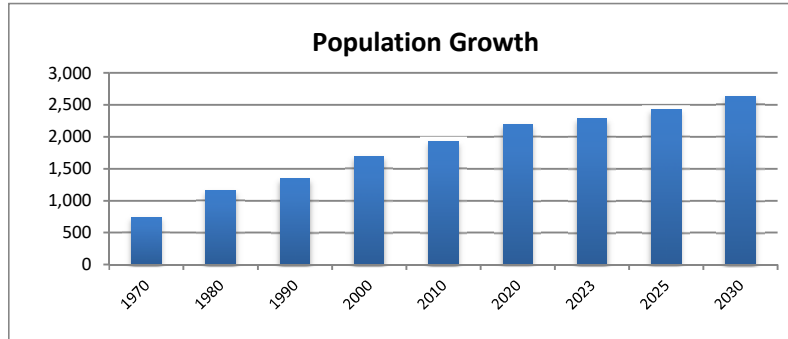
Med. Household Income: \$101,429
Median Family Income: \$107,227
Per Capita Income: \$42,092
Families below Poverty Level: 2.7%
People below Poverty Level: 7.1%
Graduate or Professional Degree: 9.5%
High School Grad or Higher: 96.6%
Bachelor's or Higher: 37.3%
Median Home Value: \$301,500

Building Permits	2012	2013	2014	2015	2016	2017	2018	2019	2020	2021	2022
Single-Family	5	13	10	13	11	13	15	17	10	12	16
Multi-Family	0	0	0	0	0	0	0	0	0	0	0

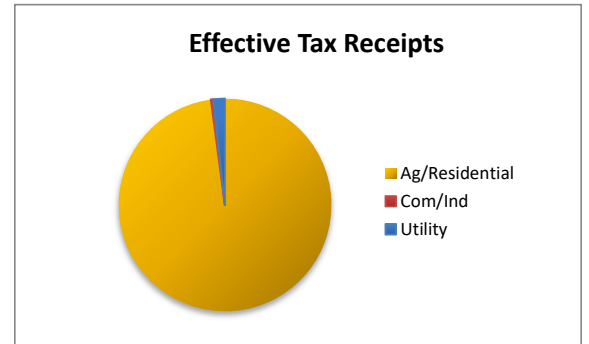
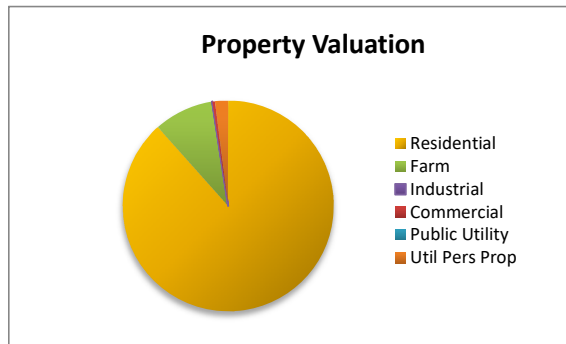


Population	1970	1980	1990	2000	2010	2020	2023	2025	2030
Census Bureau and DCRPC July Estimates	743	1,160	1,345	1,696	1,923	2,194	2,282	2,422	2,632

2023-2030 Projected

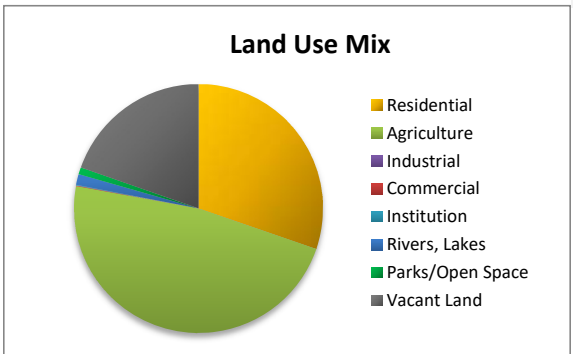


Property Valuation	Residential	Farm	Industrial	Commercial	Public Utility	Util Pers	Pro Grand Total
2022	89,358,680	9,283,480	0	353,470	0	2,070,700	101,066,330
	88.4%	9.2%	0.0%	0.3%	0.0%	2.0%	

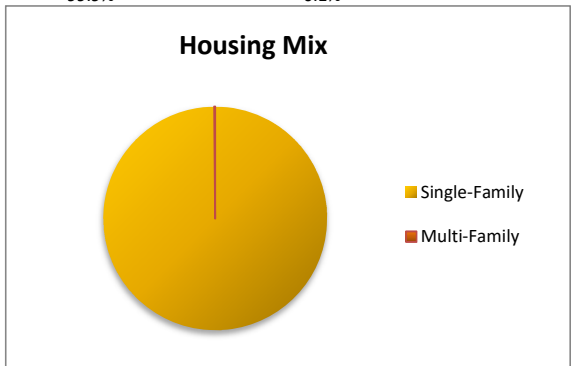


Effective Tax Receipt	Ag/Residential	Com/Ind	Utility	Grand Total
2020	236,284	980	4,169	241,433
	97.9%	0.4%	1.7%	

Land Use Mix	Residential	Agriculture	Industrial	Commercial	Institution	Rivers, Lakes	Parks/Open	Vacant Land	Calc Total	(no ROW)
(incorp. Areas deleted)	4807.72	7570.4	0	12.98	8.79	219.44	148.58	3121	15888.91	
2018	30%	48%	0%	0%	0%	1%	1%	20%	Twp Total	
								Ag Vac	1288.15	16214.71
								Res Vac	1832.79	
								Ind Vac	0	
								Com Vac	0.06	
								ROW	325.8	



Housing Mix	Single-Family	Multi-Family	Total
2021	784	1	785
	99.9%	0.1%	



Ethnic Mix	2000	2010	2020	Rate	% of tot
White	1677	1874	2010	7%	92%
African-Ameri	2	12	13	8%	1%
Latino	7	15	43	187%	2%
Native-Am.	0	1	2	100%	0%
Asian	2	7	13	86%	1%
Other	3	1	11	1000%	1%
Two or more	12	13	102	685%	5%
Total	1696	1923	2194	14%	

