

Delaware County updated 8/2023

COMMUNITY PROFILE



Marlboro Township

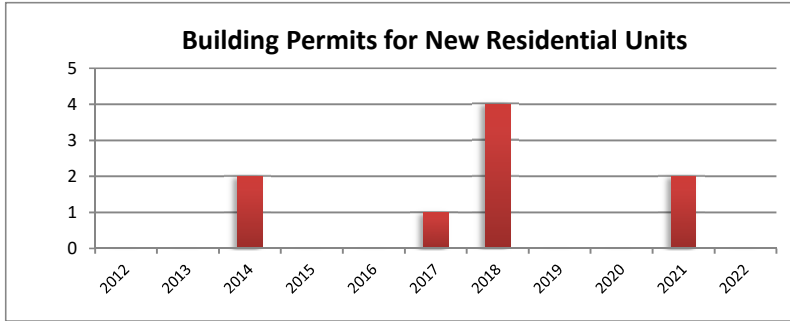
2021 ACS
5-year estimates

Male: 186
Female: 188
Median Age: 49.6

Employed: 253
Employed: 68.8%
Unemployed: 0
Unemployed: 0

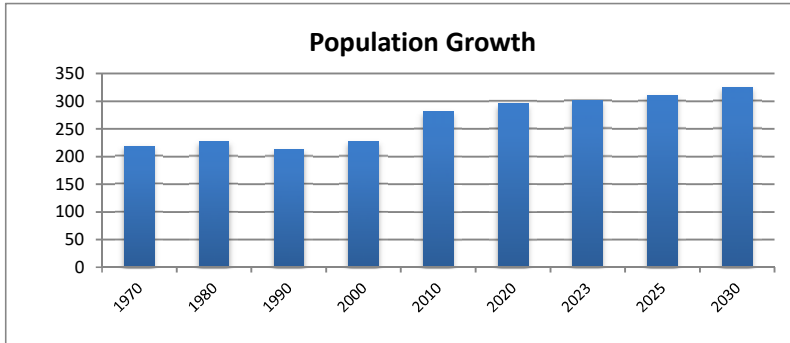
Med. Household Income: \$115,250
Median Family Income: \$98,620
Per Capita Income: \$39,507
Families below Poverty Level: 0
People below Poverty Level: 12.6%
Graduate or Professional Degree: 11.1%
High School Grad or Higher: 100%
Bachelor's or Higher: 39.9%
Median Home Value: \$327,800

Building Permits	2012	2013	2014	2015	2016	2017	2018	2019	2020	2021	2022
Single-Family	0	0	2	0	0	1	4	0	0	2	0
Multi-Family	0	0	0	0	0	0	0	0	0	0	0

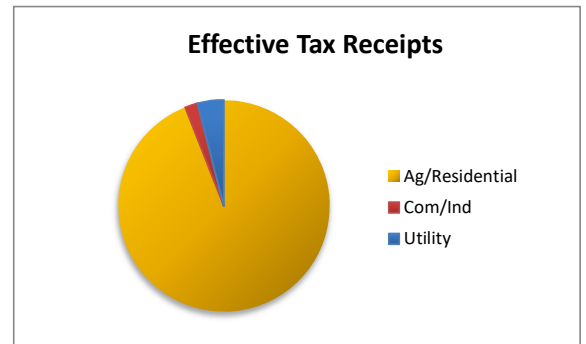
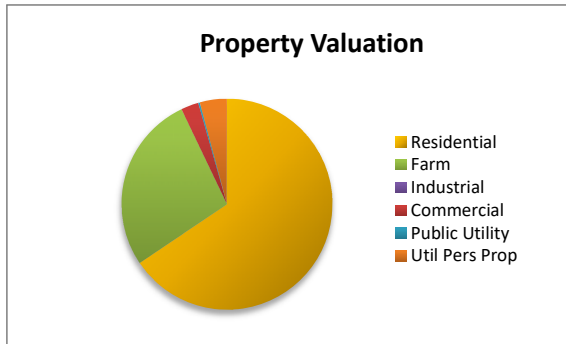


Population	1970	1980	1990	2000	2010	2020	2023	2025	2030
Census Bureau and DCRPC July Estimates	219	227	213	227	281	295	302	311	325

Projected

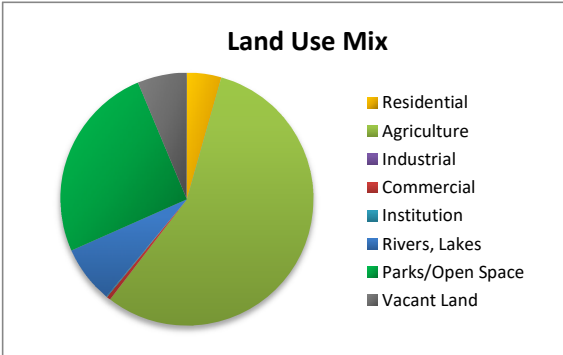


Property Valuation	Residential	Farm	Industrial	Commercial	Public Utility	Util Pers	Pro Grand Total
2022	8,987,670	3,745,390	0	372,040	31,450	571,590	13,708,140
	65.6%	27.3%	0.0%	2.7%	0.2%	4.2%	

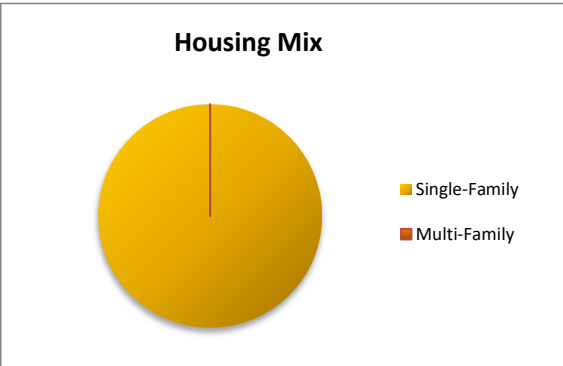


Effective Tax Receipt	Ag/Residential	Com/Ind	Utility	Grand Total
2020	32,435	675	1,377	34,487
	94.1%	2.0%	4.0%	

Land Use Mix	Residential	Agriculture	Industrial	Commercial	Institution	Rivers, Lake	Parks/Open	Vacant Lan	Calc Total	(no ROW)
(incorp. Areas deleted)	325.58	4184.76	0	36.43	9.54	545.56	1888.58	473.82	7464.27	
2018	4%	56%	0%	0%	0%	7%	25%	6%	Twp Total	
									Ag Vac	329.03
									Res Vac	144.01
									Ind Vac	0
									Com Vac	0.78
									ROW	246.06
										7710.33



Housing Mix	Single-Family	Multi-Family	Total
2021	103	0	103
	100.0%	0.0%	



Ethnic Mix	2000	2010	2020	Rate	% of tot
White	222	278	278	0%	99%
African-Ameri	0	0	0	#DIV/0!	0%
Latino	0	0	0	#DIV/0!	0%
Native-Am.	2	1	1	0%	0%
Asian	1	0	0	#DIV/0!	0%
Other	0	0	0	#DIV/0!	0%
Two or more	2	2	2	0%	1%
Total	227	281	281	0%	

