

# Delaware County

updated 8/2023

## COMMUNITY PROFILE



### Liberty Township

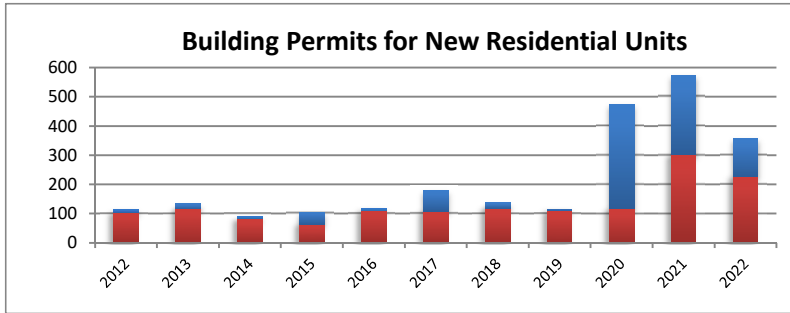
2021 ACS  
5-year estimates

**Male: 16,538**  
**Female: 15,919**  
**Median Age: 41.8**

**Employed: 16,160**  
**Employed: 66.6%**  
**Unemployed: 388**  
**Unemployed: 1.6%**

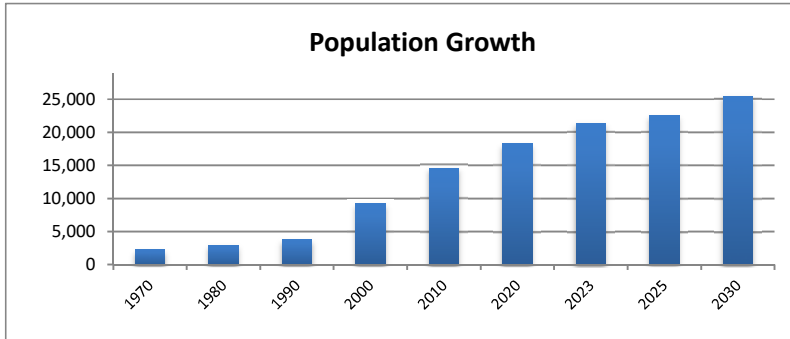
**Med. Household Income: \$166,619**  
**Median Family Income: \$218,811**  
**Per Capita Income: \$69,777**  
**Families below Poverty Level: 1.9%**  
**People below Poverty Level: 2.8%**  
**Graduate or Professional Degree: 32.9%**  
**High School Grad or Higher: 97.8%**  
**Bachelor's or Higher: 71.4%**  
**Median Home Value: \$428,800**

Building Permits	2012	2013	2014	2015	2016	2017	2018	2019	2020	2021	2022
Single-Family	104	116	82	64	110	108	119	109	117	301	227
Multi-Family	11	17	7	40	7	70	18	6	357	272	130

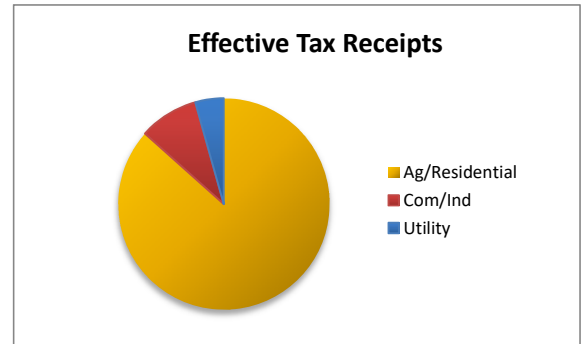
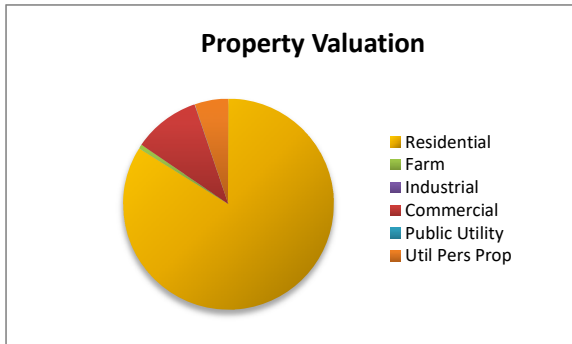


Population	1970	1980	1990	2000	2010	2020	2023	2025	2030
Census Bureau and DCRPC July Estimates	2,251	2,938	3,790	9,182	14,581	18,271	21,361	22,492	25,464

Projected



Property Valuation	Residential	Farm	Industrial	Commercial	Public Utility	Util Pers	Pro Grand Total
2022	#####	8,567,490	0	136,805,980	144,460	69,017,660	#####
	83.9%	0.6%	0.0%	10.3%	0.0%	5.2%	

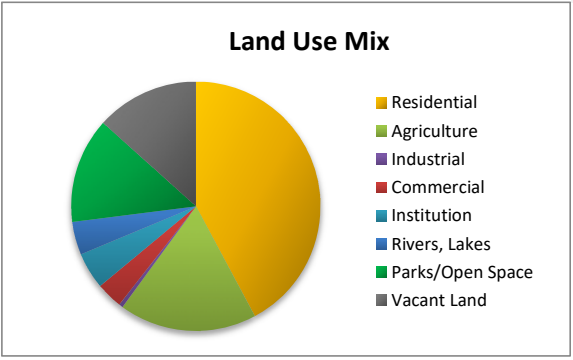


Effective Tax Receipt	Ag/Residential	Com/Ind	Utility	Grand Total
2020	10,636,379	1,108,322	533,959	12,278,660
	86.6%	9.0%	4.3%	

Land Use Mix	Residential	Agriculture	Industrial	Commercial	Institution	Rivers, Lake	Parks/Open	Vacant Lan	Calc Total	(no ROW)
(incorp. Areas deleted)	6860.55	2909.08	80.7	560.15	768.23	701.73	2220.81	2177.06	16278.31	
2018	42%	18%	0%	3%	5%	4%	14%	13%	Twp Total	

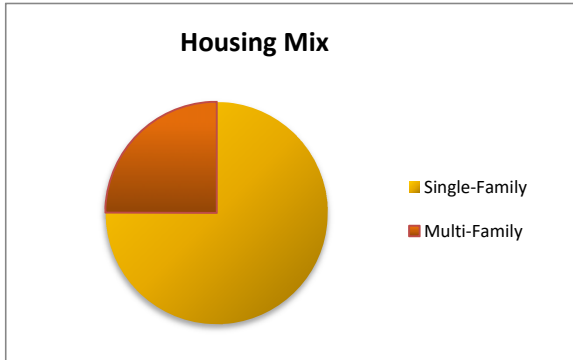
Ag Vac	148.77	17538.48
Res Vac	1853.06	
Ind Vac	0	
Com Vac	175.23	

ROW 1260.17



4,124 acres have been annexed from Liberty Township.

Housing Mix	Single-Family	Multi-Family	Total
2021	5,926	1,967	7,893
	75.1%	24.9%	



Ethnic Mix	2000	2010	2020	change	% of total
White	8669	12846	14800	15%	81%
African-Ameri	122	279	312	12%	2%
Latino	77	319	539	69%	3%
Native-Am.	3	8	21	163%	0%
Asian	274	884	2000	126%	11%
Other	20	25	50	100%	0%
Two or more	94	220	616	180%	3%
Total	9182	14581	18338		

