

# Delaware County

updated 8/2023

## COMMUNITY PROFILE



# Harlem Township

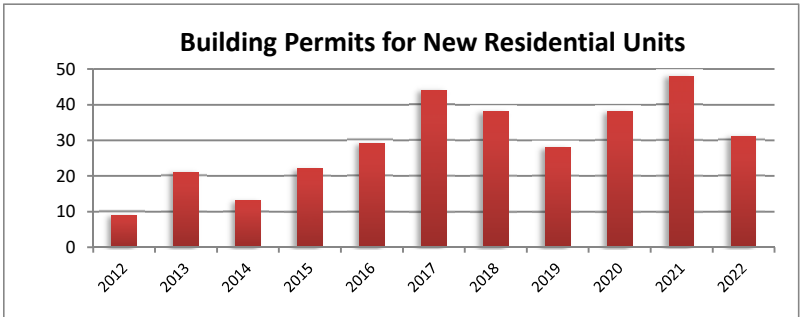
2021 ACS  
5-year estimates

**Male: 2,113**  
**Female: 2,406**  
**Median Age: 43.7**

**Employed: 2,576**  
**Employed: 67.9%**  
**Unemployed: 89**  
**Unemployed: 2.3%**

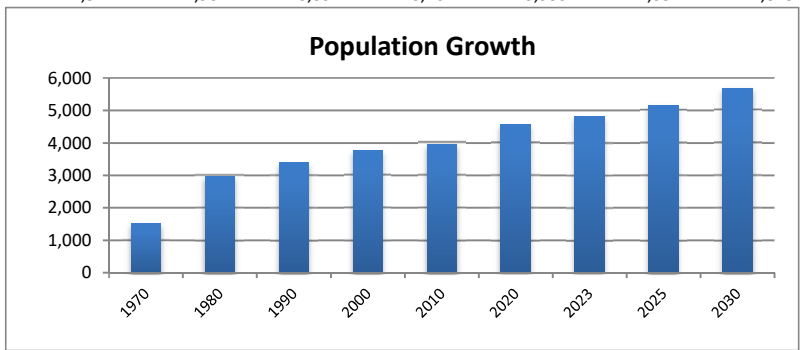
**Med. Household Income: \$113,281**  
**Median Family Income: \$117,015**  
**Per Capita Income: \$54,409**  
**Families below Poverty Level: 2.0%**  
**People below Poverty Level: 3.2%**  
**Graduate or Professional Degree: 16.0%**  
**High School Grad or Higher: 98.2%**  
**Bachelor's or Higher: 44.4%**  
**Median Home Value: \$345,600**

Building Permits	2012	2013	2014	2015	2016	2017	2018	2019	2020	2021	2022
Single-Family	9	21	13	22	29	44	38	28	38	48	31
Multi-Family	0	0	0	0	0	0	0	0	0	0	0



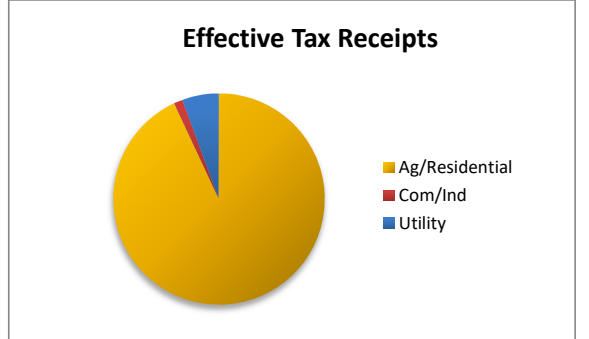
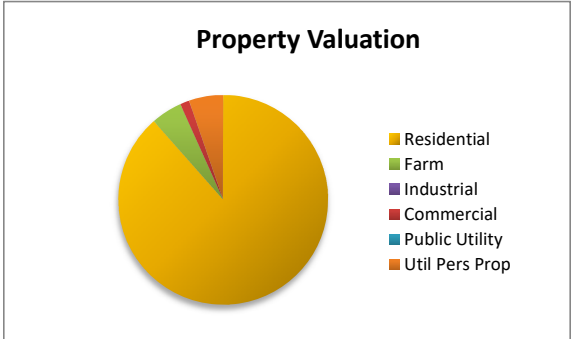
Population	1970	1980	1990	2000	2010	2020	2023	2025	2030
Census Bureau and DCRPC July Estimates	1,527	2,981	3,391	3,762	3,953	4,554	4,823	5,155	5,673

Census Bureau and DCRPC July Estimates



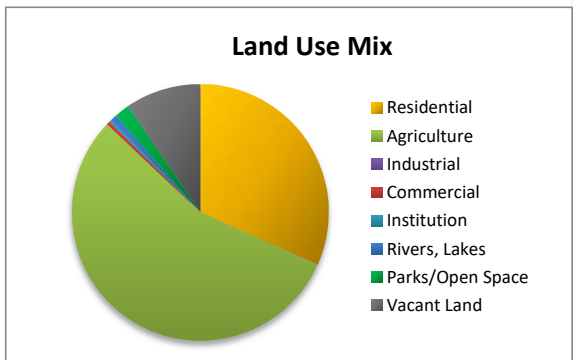
Projected

Property Valuation	Residential	Farm	Industrial	Commercial	Public Utility	Util Pers	Pro Grand Total
2022	199,292,400	10,763,360	0	3,164,110	0	11,913,030	225,132,900
	88.5%	4.8%	0.0%	1.4%	0.0%	5.3%	

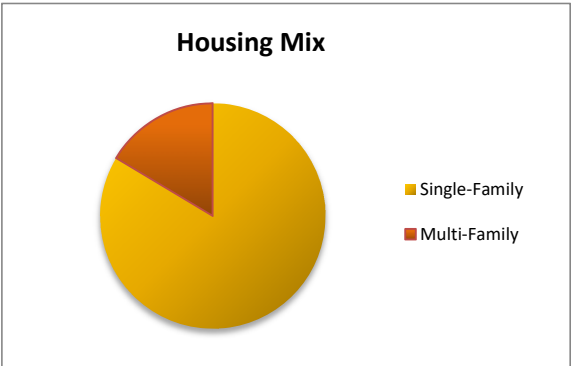


Effective Tax Receipt	Ag/Residential	Com/Ind	Utility	Grand Total
2020	1,794,330	25,532	108,742	1,928,604
	93.0%	1.3%	5.6%	

Land Use Mix	Residential	Agriculture	Industrial	Commercial	Institution	Rivers, Lakes	Parks/Open	Vacant Land	Calc Total	(no ROW)
(incorp. Areas deleted)	5265.99	9192.13	1.58	72.15	58.04	120.49	323.01	1581.44	16614.83	
2018	32%	55%	0%	0%	0%	1%	2%	10%	Twp Total	
								Ag Vac	172.65	16994.63
								Res Vac	1408.53	
								Ind Vac	0	
								Com Vac	0.26	
								ROW	379.8	



Housing Mix	Single-Family	Multi-Family	Total
2021	1,573	309	1,882
	83.6%	16.4%	



Ethnic Mix	2000	2010	2020	Rate	% of tot
White	3680	3782	4016	6%	88%
African-Ameri	20	36	45	25%	1%
Latino	27	70	252	260%	6%
Native-Am.	9	9	2	-78%	0%
Asian	10	10	28	180%	1%
Other	6	6	13	117%	0%
Two or more	37	40	198	395%	4%
Total	3762	3953	4554	15%	

