

Delaware County updated 8/2023

COMMUNITY PROFILE



Genoa Township

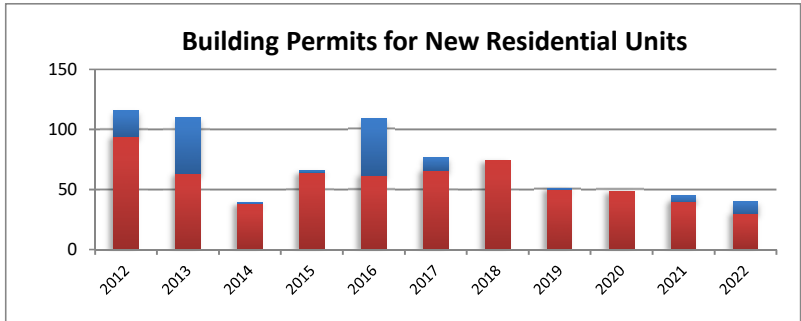
2021 ACS
5-year estimates

Male: 12,355
Female: 12,507
Median Age: 41.3

Employed: 12,567
Employed: 67.2%
Unemployed: 253
Unemployed: 1.4%

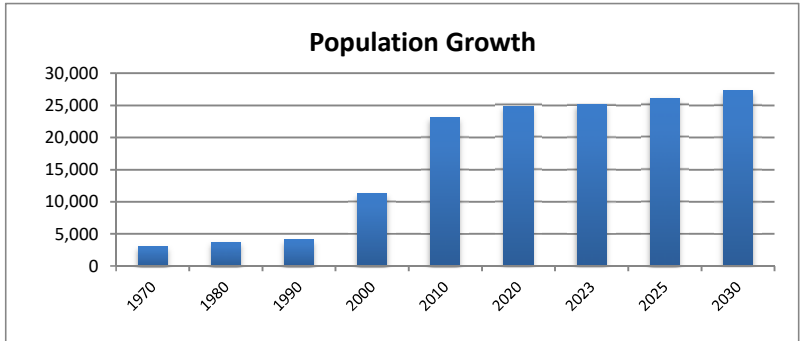
Med. Household Income: \$154,844
Median Family Income: \$160,974
Per Capita Income: \$58,822
Families below Poverty Level: 2.7%
People below Poverty Level: 3.1%
Graduate or Professional Degree: 23.0%
High School Grad or Higher: 98.7%
Bachelor's or Higher: 67.8%
Median Home Value: \$373,200

Building Permits	2012	2013	2014	2015	2016	2017	2018	2019	2020	2021	2022
Single-Family	94	63	38	64	62	66	74	50	48	40	30
Multi-Family	22	47	1	2	47	11	0	1	0	5	10

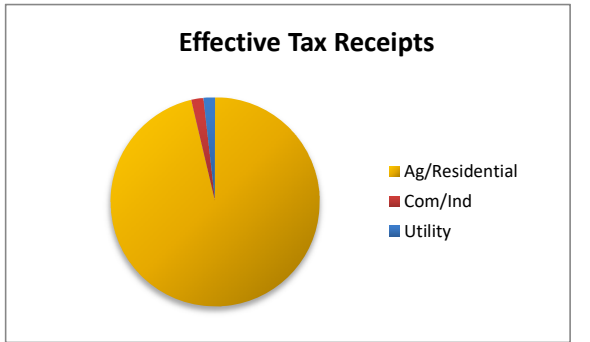
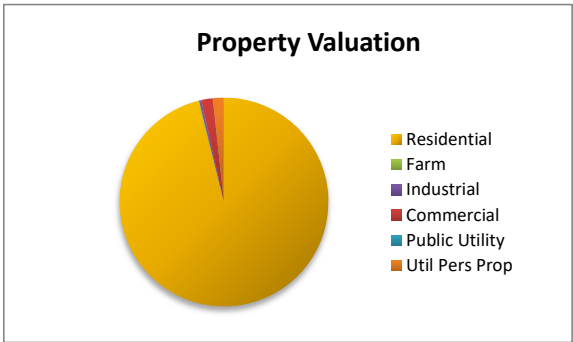


Population	1970	1980	1990	2000	2010	2020	2023	2025	2030
Census Bureau and DCRPC July Estimates	3,046	3,678	4,053	11,293	23,090	24,806	25,183	26,085	27,266

2025 and 2030 are Projected.



Property Valuation	Residential	Farm	Industrial	Commercial	Public Utility	Util Pers	Pro Grand Total
2022	96.0%	0.1%	0.4%	1.8%	0.0%	1.7%	21,373,780

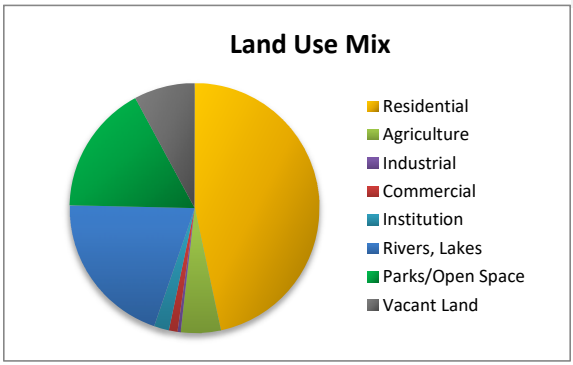


Effective Tax Receipt	Ag/Residential	Com/Ind	Utility	Grand Total
2020	15,211,000	295,415	282,778	15,789,193

Land Use Mix	Residential	Agriculture	Industrial	Commercial	Institution	Rivers, Lakes	Parks/Open Space	Vacant Land	Calc Total	(no ROW)
(incorp. Areas deleted)	5881.66	651.98	48.95	143.84	244.7	2536.09	2115.03	991.72	12613.97	
2018	47%	5%	0%	1%	2%	20%	17%	8%	Twp Total	

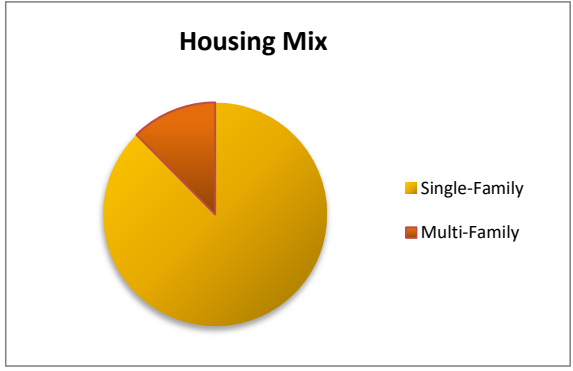
Ag Vac	5.75	13718.15
Res Vac	965.95	
Ind Vac	0	
Com Vac	20.02	

ROW 1104.18



2,101 acres have been annexed from Genoa Township.

Housing Mix	Single-Family	Multi-Family	Total
2021	7,759	1,102	8,861
	87.6%	12.4%	



Ethnic Mix	2000	2010	2020	Rate	% of tot
White	10586	20305	20974	3%	85%
African-Ameri	312	1086	1097	1%	4%
Latino	113	407	629	55%	3%
Native-Am.	17	33	23	-30%	0%
Asian	231	852	1110	30%	4%
Other	45	40	106	165%	0%
Two or more	102	367	867	136%	3%
Total	11293	23090	24806	7%	

