

Delaware County updated 8/2023

COMMUNITY PROFILE



Delaware Township

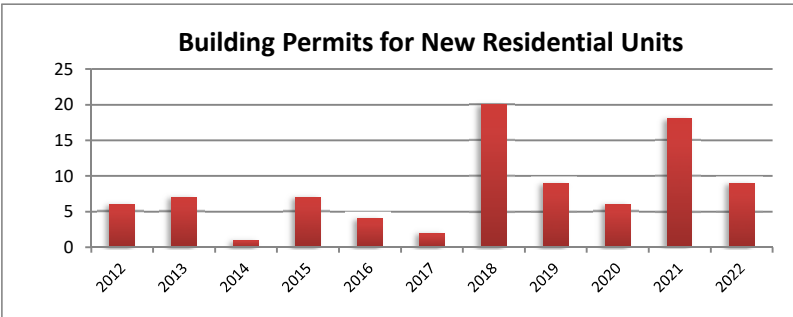
2021 ACS
5-year estimates

Male: 1,159
Female: 1,417
Median Age: 44.6

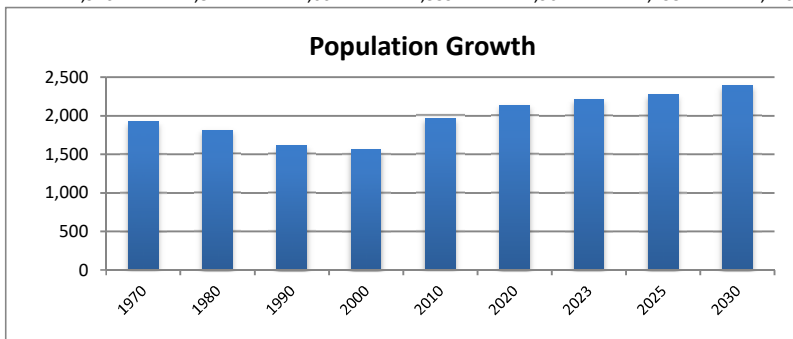
Employed: 1,161
Employed: 53.3%
Unemployed: 7
Unemployed: 0.3%

Med. Household Income: \$60,450
Median Family Income: \$118,269
Per Capita Income: \$38,050
Families below Poverty Level: 7.7%
People below Poverty Level: 19.4%
Graduate or Professional Degree: 10.9%
High School Grad or Higher: 95.2%
Bachelor's or Higher: 30.7%
Median Home Value: 192,700

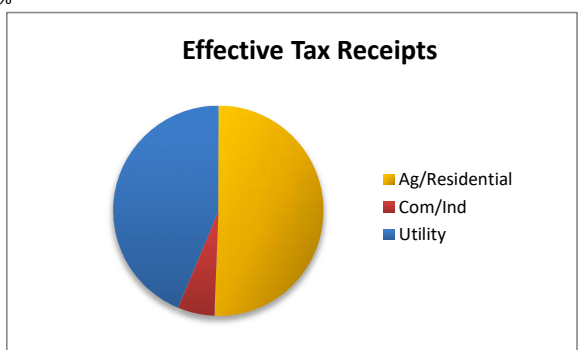
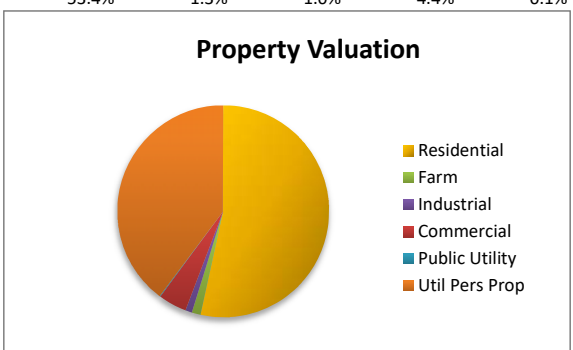
Building Permits	2012	2013	2014	2015	2016	2017	2018	2019	2020	2021	2022
Single-Family	6	7	1	7	4	2	20	9	6	18	9
Multi-Family	0	0	0	0	0	0	0	0	0	0	0



Population	1970	1980	1990	2000	2010	2020	2023	2025	2030
Census Bureau and DCRPC July Estimates	1,920	1,811	1,607	1,559	1,964	2,138	2,210	2,275	2,390



Property Valuation	Residential	Farm	Industrial	Commercial	Public Utility	Util Pers	Pro Grand Total
2022	97,489,800	2,410,150	1,834,140	7,979,570	155,690	72,567,920	182,437,270
	53.4%	1.3%	1.0%	4.4%	0.1%	39.8%	

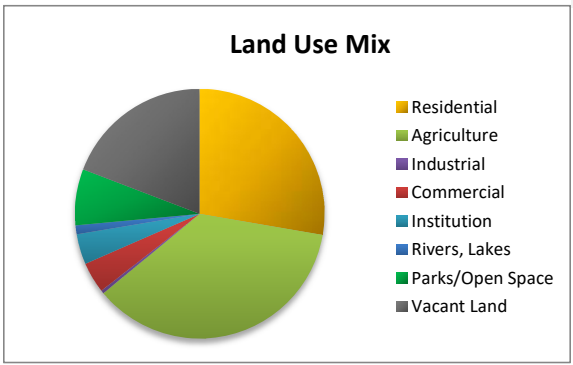


Effective Tax Receipt	Ag/Residential	Com/Ind	Utility	Grand Total
2020	187,238	21,133	161,695	370,066
	50.6%	5.7%	43.7%	

Land Use Mix	Residential	Agriculture	Industrial	Commercial	Institution	Rivers, Lake	Parks/Open	Vacant Land	Calc Total	(no ROW)
(incorp. Areas deleted)	1557.98	2041.23	22.69	224.45	221.14	64.26	408.78	1079.47	5620	
2018	28%	36%	0%	4%	4%	1%	7%	19%	Twp Total	

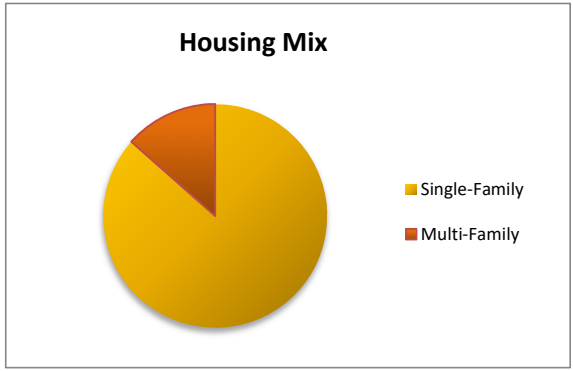
Ag Vac	97.3	5904.07
Res Vac	923.81	
Ind Vac	4.59	
Com Vac	53.77	

ROW 284.07



10,177 acres have been annexed from Delaware Township.

Housing Mix	Single-Family	Multi-Family	Total
2021	792	123	915
	86.6%	13.4%	



Ethnic Mix	2000	2010	2020	Rate	% of tot
White	1488	1795	1879	5%	88%
African-Ameri	32	60	65	8%	3%
Latino	15	40	35	-13%	2%
Native-Am.	2	2	2	0%	0%
Asian	11	39	61	56%	3%
Other	6	2	5	150%	0%
Two or more	20	26	91	250%	4%
Total	1559	1964	2138	9%	

