

Delaware County updated 8/2023

COMMUNITY PROFILE



Columbus City (Delaware County portion)

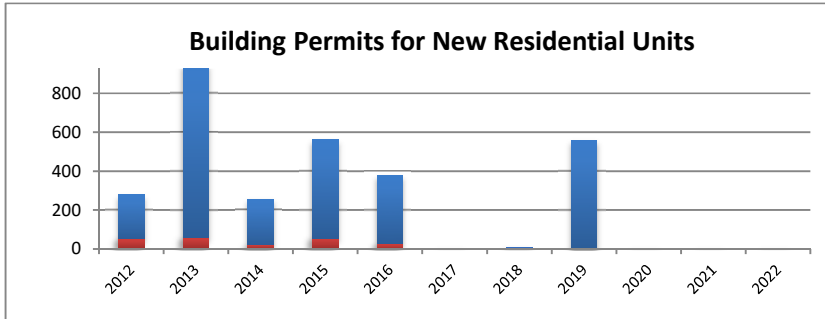
2021 ACS
5-year estimates

Male: 3,803
Female: 3,608
Median Age: 31.3

Employed: 75.7%
Employed: 132
Unemployed: 201%
Unemployed: 201%

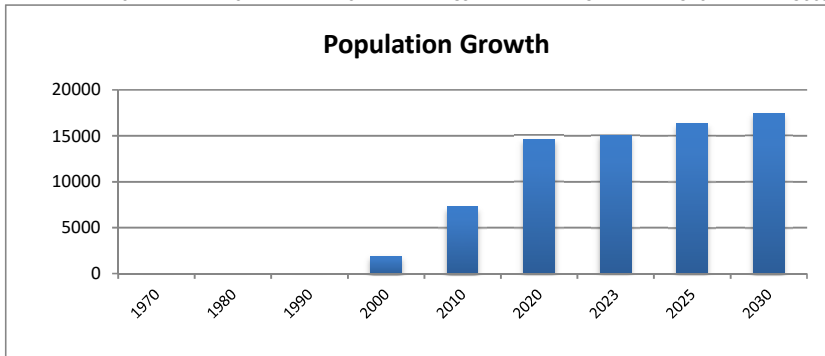
Med. Household Income: \$94,177
Median Family Income: \$104,824
Per Capita Income: \$45,247
Families below Poverty Level: 4.0%
People below Poverty Level: 7.1%
Graduate or Professional Degree: 24.0%
High School Grad or Higher: 97.1%
Bachelor's or Higher: 64.4%
Median Home Value: \$229,500

Building Permits	2012	2013	2014	2015	2016	2017	2018	2019	2020	2021	2022
Single-Family	52	58	21	56	26	0	0	0	1	2	0
Multi-Family	225	889	234	504	353	0	10	557	0	0	0



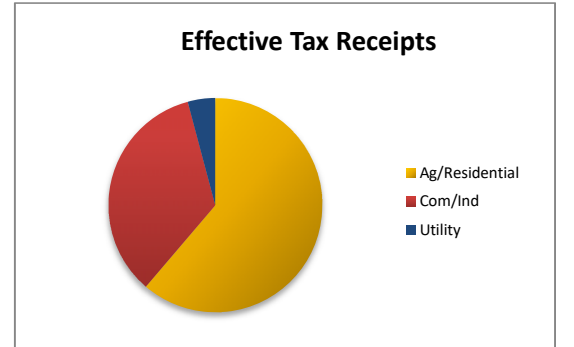
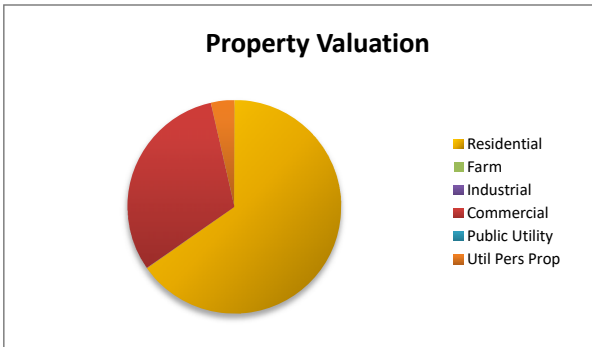
2007 - includes 168 units hotel zoning
2013 - includes 708 units hotel zoning

Population	1970	1980	1990	2000	2010	2020	2023	2025	2030
Census Bureau and DCRPC July Estimates	0	0	0	1891	7245	14570	15065	16305	17399



Projected

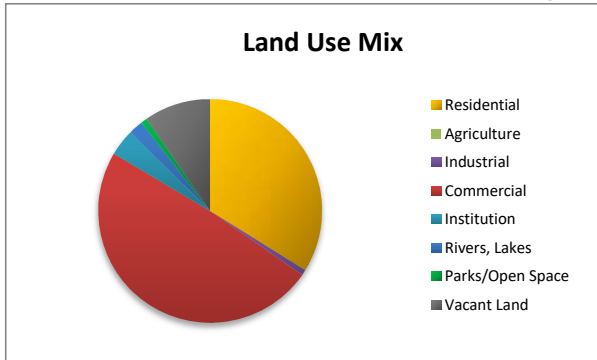
Property Valuation	Residential	Farm	Industrial	Commercial	Public Utility	Util Pers	Pro Grand Total
2022	230,857,040	0	76,650	110,048,650	0	12,599,560	353,581,900
	65.3%	0.0%	0.0%	31.1%	0.0%	3.6%	



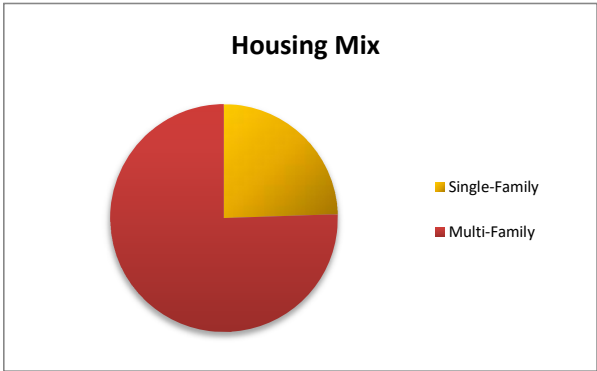
Effective Tax Receipts	Ag/Residential	Com/Ind	Utility	Grand Total
2020	296,529	167,625	20,088	484,242
	61.2%	34.6%	4.1%	

Land Use Mix	Residential	Agriculture	Industrial	Commercial	Institution	Rivers, Laki	Parks/Open	Vacant Land	Grand Tot (no ROW)
2018	622.26	0	14.8	896.65	71.12	37.49	16.3	177.52	1836.14
	34%	0%	1%	49%	4%	2%	1%	10%	

ROW	309.31	Ag Vac	0
		Res Vac	11.55
		Ind Vac	0
		Com Vac	165.97



Housing Mix	Single-Family	Multi-Family	Total
2021	1,767	5,456	7,223
	24.5%	75.5%	



Ethnic Mix	2000	2010	2020	Rate	% of tot
White	1683	5455	7564	39%	52%
African-America	67	426	1309	207%	9%
Latino	37	250	806	222%	6%
Native-Am.	4	5	33	560%	0%
Asian	79	904	4161	360%	29%
Other	24	20	111	455%	1%
Two or more	34	185	586	217%	4%
Total	1891	7245	14570	101%	

