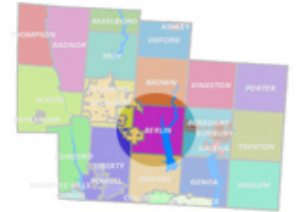


Delaware County updated 8/2023

COMMUNITY PROFILE

Berlin Township



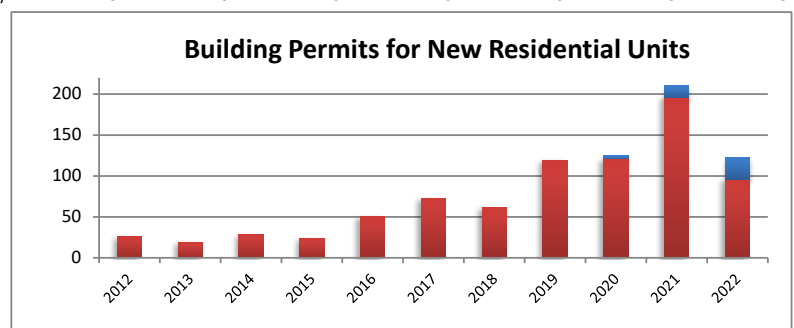
2021 ACS
5-year estimates

Male: 4,769
Female: 4,303
Median Age: 39.0

Employed: 4,912
Employed: 75.0%
Unemployed: 113
Unemployed: 1.7%

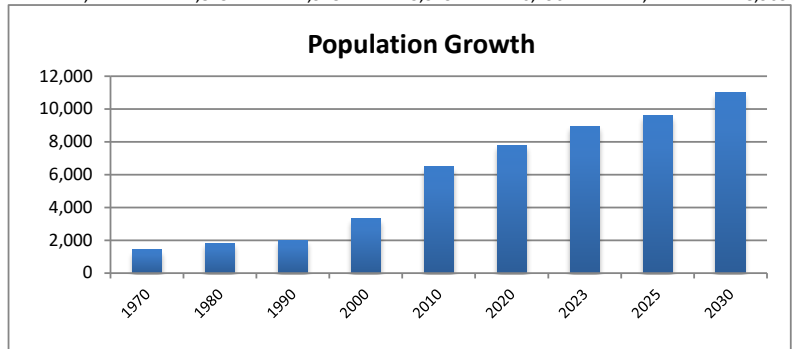
Med. Household Income: \$154,224
Median Family Income: \$165,821
Per Capita Income: \$59,764
Families below Poverty Level: 0
People below Poverty Level: 0
Graduate or Professional Degree: 23.5%
High School Grad or Higher: 99.7%
Bachelor's or Higher: 65.0%
Median Home Value: \$392,000

Building Permits	2012	2013	2014	2015	2016	2017	2018	2019	2020	2021	2022
Single-Family	26	19	28	24	50	73	62	119	121	196	96
Multi-Family	0	0	0	0	0	0	0	0	4	14	27

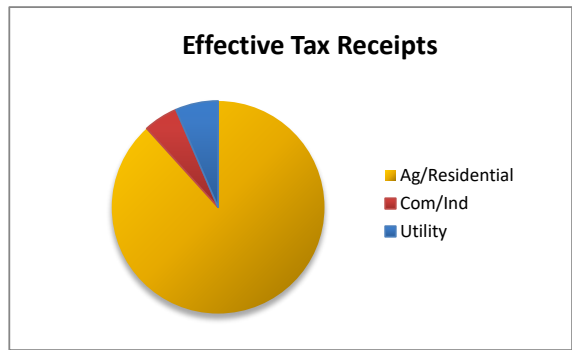



Population	1970	1980	1990	2000	2010	2020	2023	2025	2030
Census Bureau and DCRPC July Estimates	1,412	1,825	1,978	3,313	6,496	7,774	8,963	9,576	11000

Projected



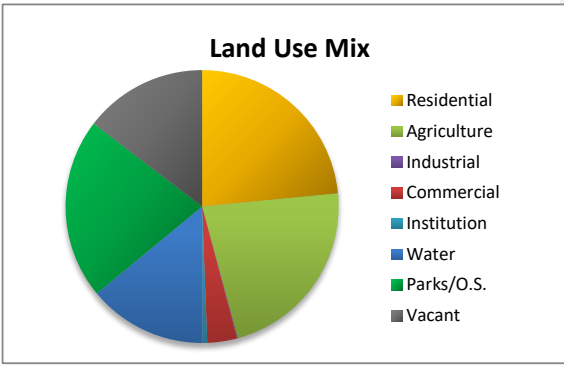
Property Valuation	Residential	Farm	Industrial	Commercial	Public Utility	Util Pers	Prc Grand Total
2022	453,899,370	4,696,930	388,370	20,287,240	160,980	23,926,660	503,359,550
	90.2%	0.9%	0.1%	4.0%	0.0%	4.8%	



Effective Tax Receipt	Ag/Residential	Com/Ind	Utility	Grand Total
2020	2,449,829	145,081	179,880	2,774,790
	88.3%	5.2%	6.5%	

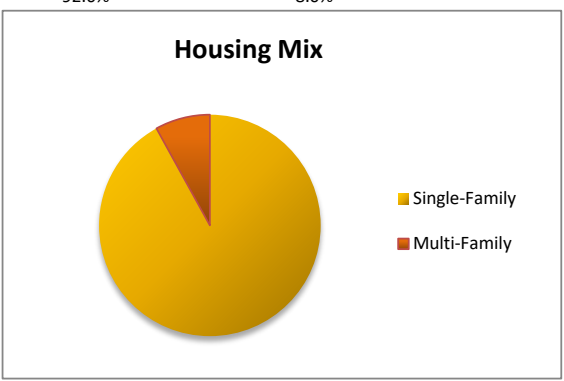
Land Use Mix	Residential	Agriculture	Industrial	Commercial	Institution	Rivers, Lake	Parks/Open	Vacant Land	Calc Total	(no ROW)
(incorp. Areas deleted)	3419	3252	12	514	79	2050	3117	2127	14571	
2021	23%	22%	0%	4%	1%	14%	21%	15%	Twp Total	

Ag Vac	210.77	15384.09
Res Vac	1822.87	
Ind Vac	0	
Com Vac	93.53	
ROW	812.64	



1,366 acres have been annexed from Berlin Township.

Housing Mix	Single-Family	Multi-Family	Total
2021	2,895	252	3,147
	92.0%	8.0%	



Ethnic Mix	2000	2010	2020	Rate	% of tot
White	3184	5813	6534	12%	84%
African-Ameri	56	170	259	52%	3%
Latino	16	233	268	15%	3%
Native-Am.	7	11	6	-45%	0%
Asian	27	158	302	91%	4%
Other	9	8	53	563%	1%
Two or more	30	103	352	242%	5%
Total	3313	6496	7774	20%	

