

Delaware County updated 8/2023

COMMUNITY PROFILE



Berkshire Township

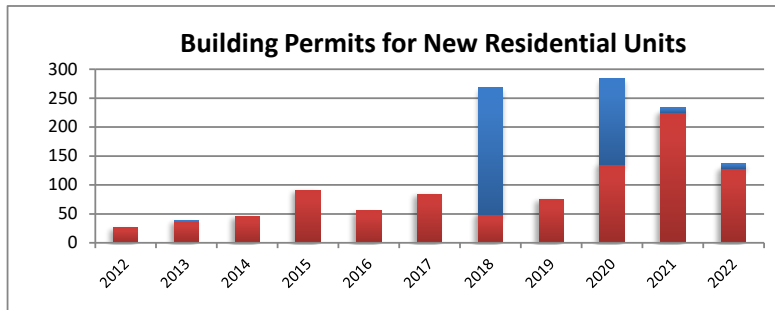
2021 ACS
5-year estimates

Male: 2,626
Female: 2,544
Median Age: 37.2

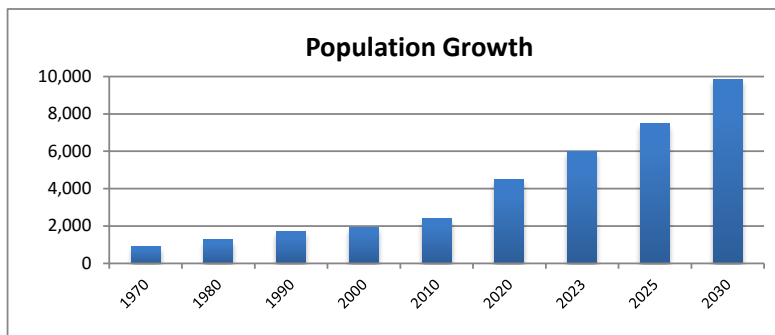
Employed: 2,643
Employed: 75.4%
Unemployed: 41
Unemployed: 1.2%

Med. Household Income: \$130,726
Median Family Income: \$137,500
Per Capita Income: \$45,460
Families below Poverty Level: 2.5%
People below Poverty Level: 3.6%
Graduate or Professional Degree:
High School Grad or Higher: 98.5%
Bachelor's or Higher: 54.1%
Median Home Value: \$278,500

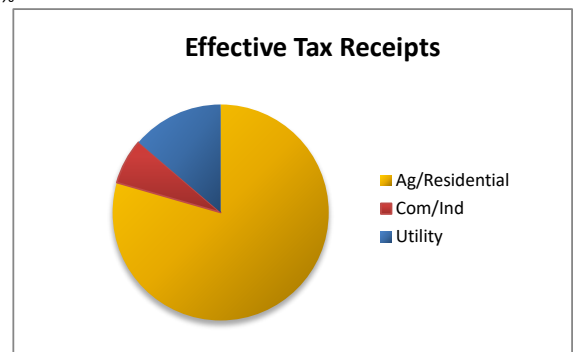
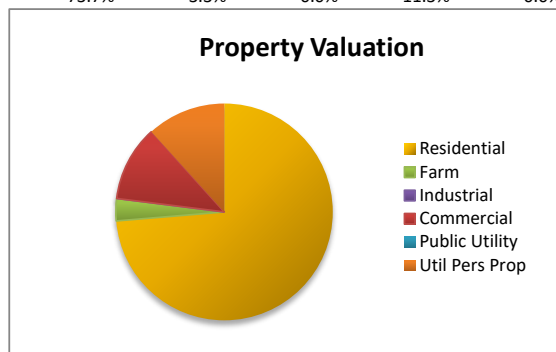
Building Permits	2012	2013	2014	2015	2016	2017	2018	2019	2020	2021	2022
Single-Family	26	37	45	91	55	84	49	75	136	225	129
Multi-Family	0	1	0	0	0	0	220	0	148	9	8



Population	1970	1980	1990	2000	2010	2020	2023	2025	2030
Census Bureau and DCRPC July Estimates	927	1,272	1,713	1,946	2,428	4,476	5,987	7,472	9,850
								Projected	



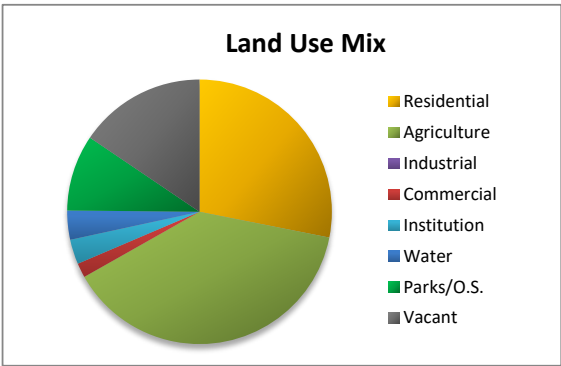
Property Valuation	Residential	Farm	Industrial	Commercial	Public Utility	Util Pers Prc	Grand Total
2022	227,655,540	10,233,610	0	34,815,780	0	36,298,530	309,003,460
	73.7%	3.3%	0.0%	11.3%	0.0%	11.7%	



Effective Tax Receipt	Ag/Residential	Com/Ind	Utility	Grand Total
2020	440,969	37,707	76,239	554,915
	79.5%	6.8%	13.7%	

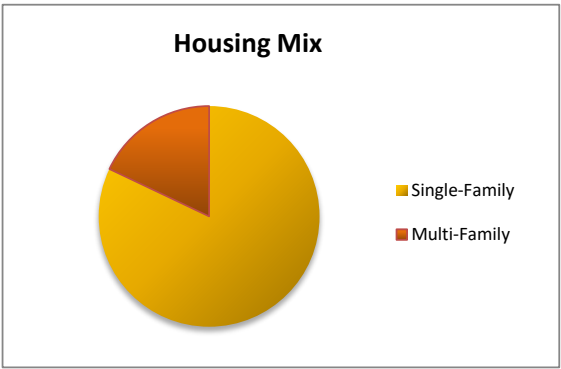
Land Use Mix	Residential	Agriculture	Industrial	Commercial	Institution	Water	Parks/O.S.	Vacant	Calc Total
(incorp. Areas deleted)	3,085	4,244	0	194	332	390	1,022	1,704	10,970
2018	28%	39%	0%	2%	3%	4%	9%	16%	Twp Total

ROW	606	Ag Vac	45	11,576
		Res Vac	1,438	
		Ind Vac	2	
		Com Vac	218.55	



4,202 acres have been annexed from Berkshire Township.

Housing Mix	Single-Family	Multi-Family	Total
2021	1,981	433	2,414
	82.1%	17.9%	



Ethnic Mix	2000	2010	2020	Rate	% of tot
White	1906	2319	3886	68%	87%
African-Ameri	3	21	113	438%	3%
Latino	9	25	117	368%	3%
Native-Am.	1	8	6	-25%	0%
Asian	18	24	109	354%	2%
Other	6	0	25	#DIV/0!	1%
Two or more	12	31	220	610%	5%
Total	1946	2428	4476	84%	

