

Delaware County

updated 5/2024

COMMUNITY PROFILE



Shawnee Hills Village

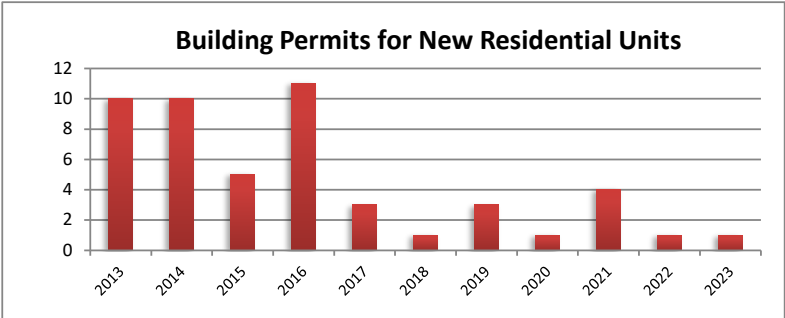
2022 ACS
5-year estimates

Male: 426
Female: 429
Median Age: 37.5

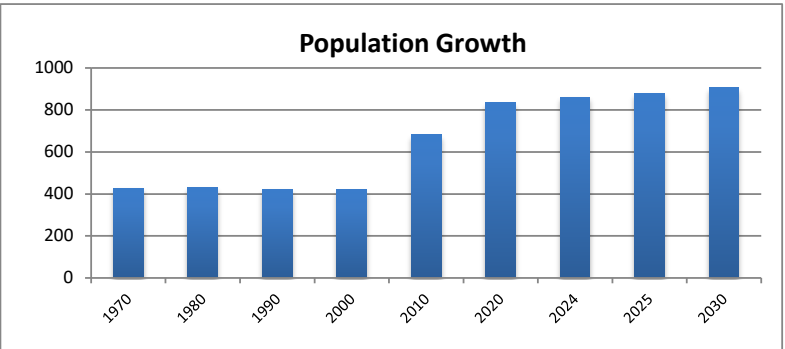
Employed: 474
Employed: 70.4%
Unemployed: 29
Unemployed: 4.3%

Med. Household Income: \$127,708
Median Family Income: \$149,250
Per Capita Income: \$53,388
Families below Poverty Level: 5.3%
People below Poverty Level: 5.1%
Graduate or Professional Degree: 23.6%
High School Grad or Higher: 94.9%
Bachelor's or Higher: 61.7%
Median Home Value: \$413,900

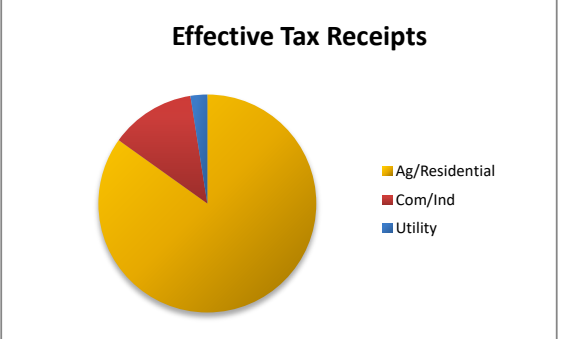
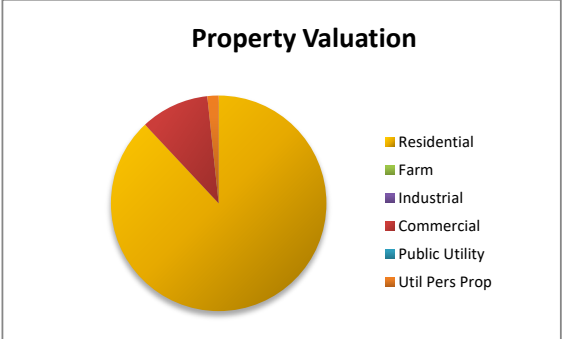
Building Permits	2013	2014	2015	2016	2017	2018	2019	2020	2021	2022	2023
Single-Family	10	10	5	11	3	1	3	1	4	1	1
Multi-Family	0	0	0	0	0	0	0	0	0	0	0



Population	1970	1980	1990	2000	2010	2020	2024	2025	2030
Census Bureau and DCRPC July Estimates	428	430	423	419	681	835	861	880	905
								Projected	Projected



Property Valuation	Residential	Farm	Industrial	Commercial	Public Utility	Util Pers Prc	Grand Total
2022	37,991,580	0	0	4,437,210	0	730,980	43,159,770
	88.0%	0.0%	0.0%	10.3%	0.0%	1.7%	

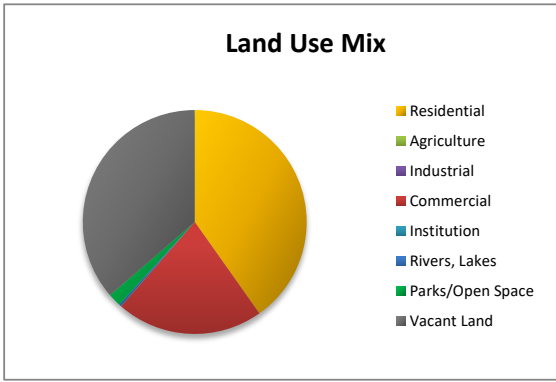


Effective Tax Receipts	Ag/Residential	Com/Ind	Utility	Grand Total	*TIFs involved
2023	445,657	66,371	13,065	525,093	
	84.9%	12.6%	2.5%		

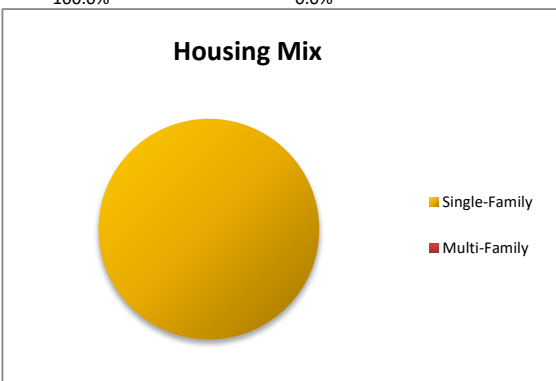
Land Use Mix	Residential	Agriculture	Industrial	Commercial	Institution	Rivers, Lak	Parks/Ope	Vacant Lan	Grand Tot	(no ROW)
2023	91	0	0	48	0	1	4	83	227.482871	
	40%	0%	0%	21%	0%	0%	2%	36%		

Ag Vac	0
Res Vac	76.2
Ind Vac	0
Com Vac	9.82

ROW 56.27



Housing Mix	Single-Family	Multi-Family	Total
2023	336	0	336
	100.0%	0.0%	



Ethnic Mix	2000	2010	2020	Rate	% of tot
White	399	618	729	18%	87%
African-Ameri	9	17	16	-6%	2%
Latino	8	13	22	69%	3%
Native-Am.	0	1	0	-100%	0%
Asian	6	22	25	14%	3%
Other	0	1	3	200%	0%
Two or more	5	9	40	344%	5%
Total	419	681	835	23%	

