

Delaware County updated 7/2022

COMMUNITY PROFILE



Radnor Township

2018 ACS
5-year estimates

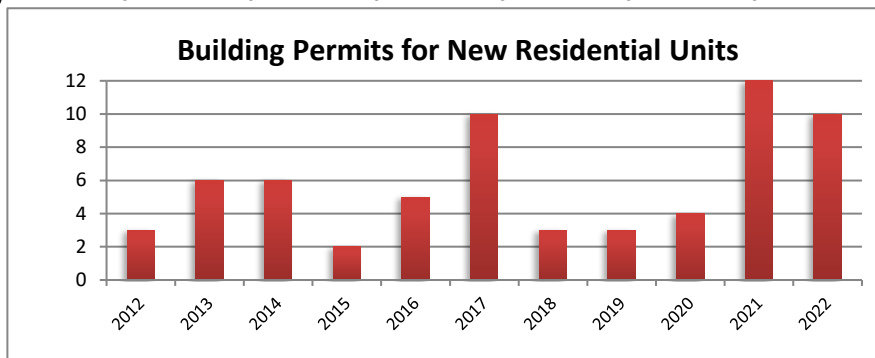
Median Household Income: \$96,971
Unemployment: 1.2%

Median Home Value: \$221,800

Male: 52.3%
Female: 47.7%
Median Age: 47.2

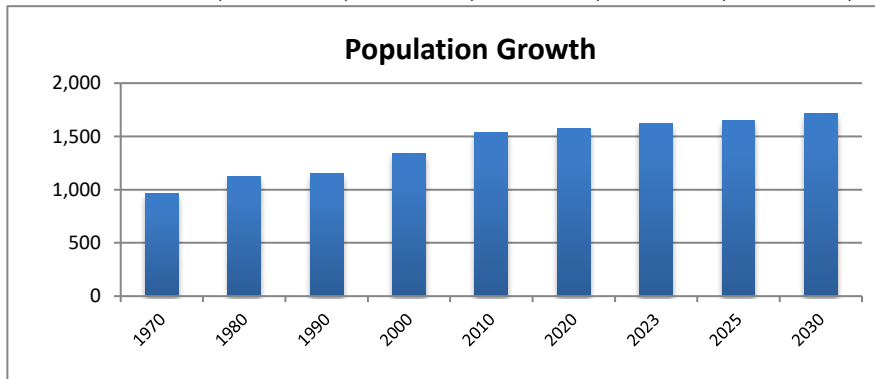
Bachelor's degree: 15.3%
Graduate or Professional Degree: 6.2%

Building Permits	2012	2013	2014	2015	2016	2017	2018	2019	2020	2021	2022
Single-Family	3	6	6	2	5	10	3	3	4	12	10
Multi-Family	0	0	0	0	0	0	0	0	0	0	0

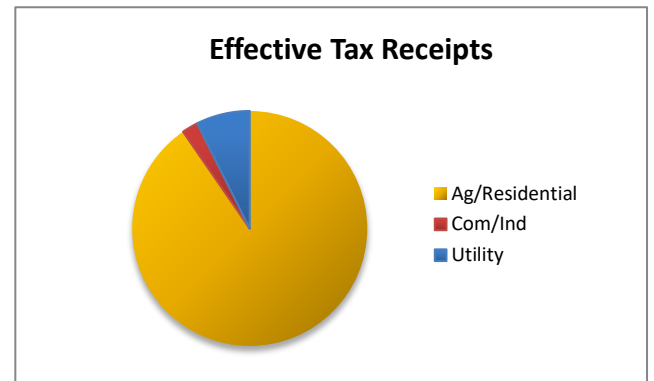
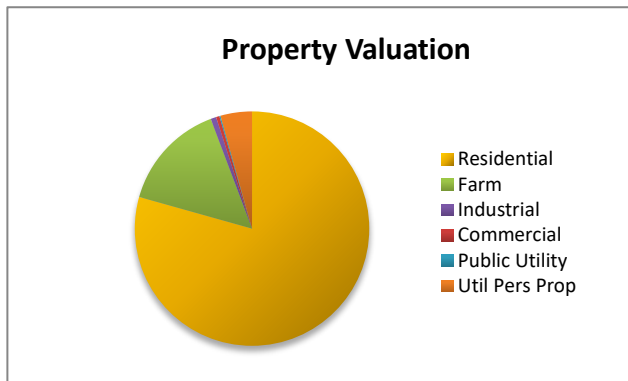


Population	1970	1980	1990	2000	2010	2020	2023	2025	2030
Census Bureau and DCRPC July Estimates	966	1,123	1,156	1,335	1,540	1,570	1,618	1,648	1,716

Projected

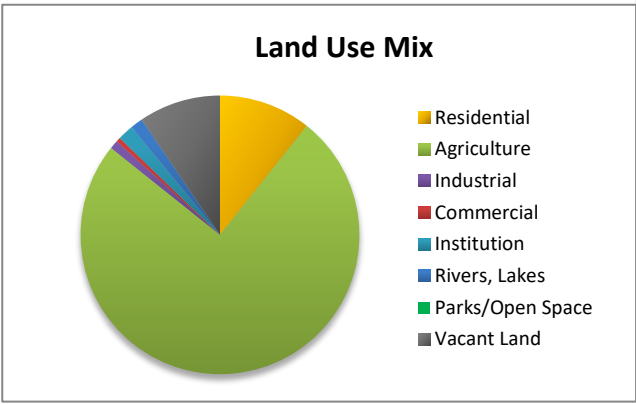


Property Valuation	Residential	Farm	Industrial	Commercial	Public Utility	Util Pers Pro	Grand Total
2022	57,260,010	10,764,580	548,400	334,920	114,920	3,130,190	72,153,020
	79.4%	14.9%	0.8%	0.5%	0.2%	4.3%	

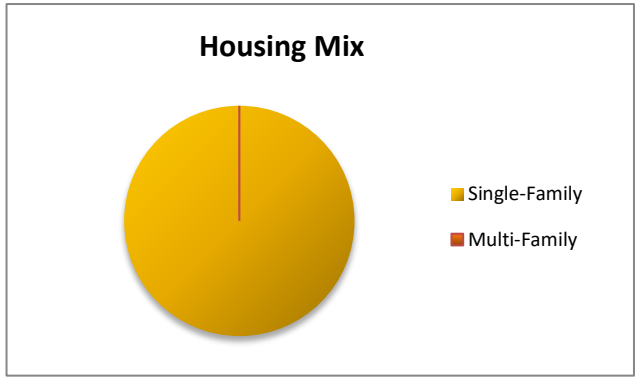


Effective Tax Receipt	Ag/Residential	Com/Ind	Utility	Grand Total
2020	345,359	8,484	28,196	382,039
	90.4%	2.2%	7.4%	

Land Use Mix	Residential	Agriculture	Industrial	Commercial	Institution	Rivers, Lake	Parks/Oper	Vacant Lan	Calc Total	(no ROW)
(incorp. Areas deleted)	2090.4	14640.51	193.93	99.65	359.2	280.2	0	1854.76	19518.65	
2009	11%	75%	1%	1%	2%	1%	0%	10%	Twp Total	
								Ag Vac	521.77	19975.25
								Res Vac	1322.75	
								Ind Vac	0	
								Com Vac	10.24	



Housing Mix	Single-Family	Multi-Family	Total
2021	608	0	608
	100.0%	0.0%	



Ethnic Mix	2000	2010	2020	Rate	% of tot
White	1317	1496	1438	-4%	92%
African-Ameri	8	5	9	80%	1%
Latino	5	15	23	53%	1%
Native-Am.	4	0	0	#DIV/0!	0%
Asian	4	4	20	400%	1%
Other	0	0	9	#DIV/0!	1%
Two or more	2	20	71	255%	5%
Total	1335	1540	1570	2%	

