

# Delaware County updated 5/2024

## COMMUNITY PROFILE



### Orange Township

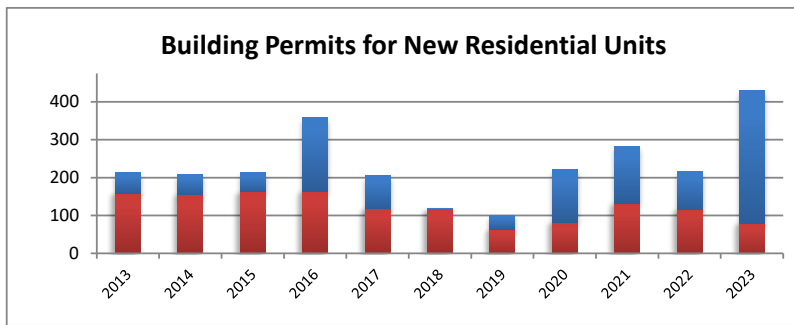
2022 ACS  
5-year estimates

**Male: 18,442**  
**Female: 19,178**  
**Median Age: 36.4**

**Employed: 20,816**  
**Employed: 73.6%**  
**Unemployed: 852**  
**Unemployed: 3%**

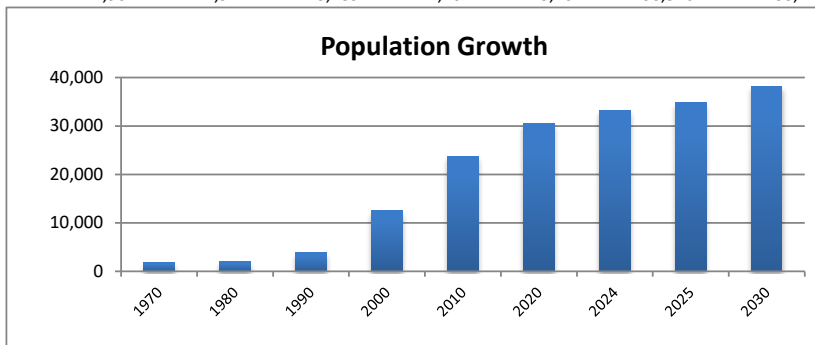
**Med. Household Income: \$136,910**  
**Median Family Income: \$160,902**  
**Per Capita Income: \$57,340**  
**Families below Poverty Level: 2.4%**  
**People below Poverty Level: 4.2%**  
**Graduate or Professional Degree: 26.4%**  
**High School Grad or Higher: 98.4%**  
**Bachelor's or Higher: 64.8%**  
**Median Home Value: \$403,600**

Building Permits	2013	2014	2015	2016	2017	2018	2019	2020	2021	2022	2023
Single-Family	159	155	162	163	118	115	63	81	132	115	79
Multi-Family	55	54	51	195	87	4	38	141	150	102	351

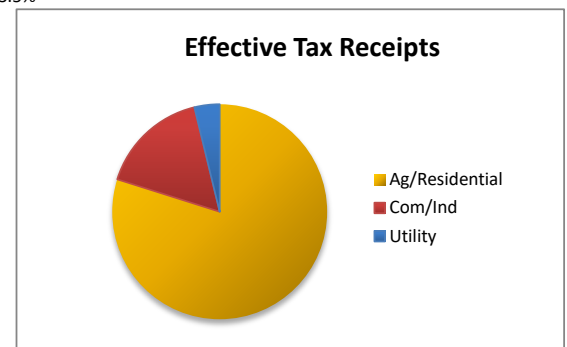
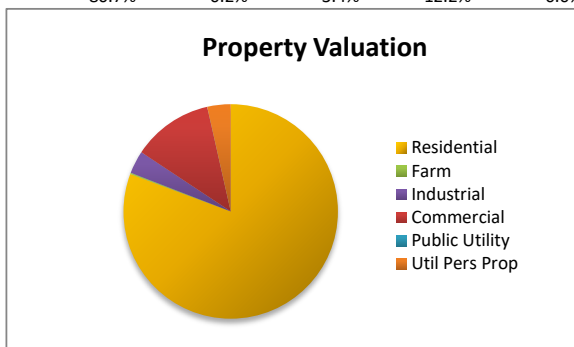


Population	1970	1980	1990	2000	2010	2020	2024	2025	2030
Census Bureau and DCRPC July Estimates	1,902	1,941	3,789	12,464	23,762	30,516	33,220	34,793	38,156

Projected



Property Valuation	Residential	Farm	Industrial	Commercial	Public Utility	Util Pers Prop	Grand Total
2022	1,321,844,500	3,147,190	56,364,050	199,232,020	172,390	57,651,560	1,638,411,710
	80.7%	0.2%	3.4%	12.2%	0.0%	3.5%	

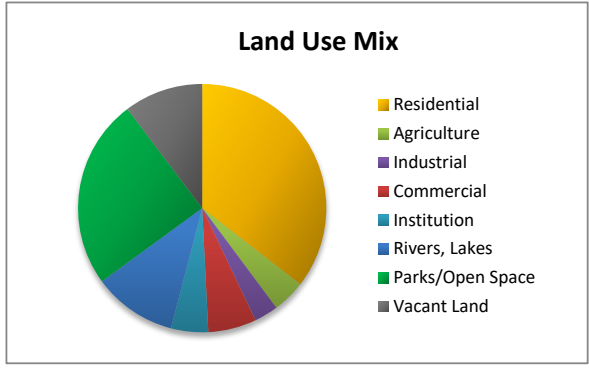


Effective Tax Receipt	Ag/Residential	Com/Ind	Utility	Grand Total
2023	15,170,827	3,102,026	719,864	18,992,717
	79.9%	16.3%	3.8%	

Land Use Mix	Residential	Agriculture	Industrial	Commercial	Institution	Rivers, Lakes	Parks/Open Space	Vacant Land	Calc Total (no ROW)
(incorp. Areas deleted)	4478	539	394	792	610	1375	3120	1297	12605.014
2023	36%	4%	3%	6%	5%	11%	25%	10%	Twp Total

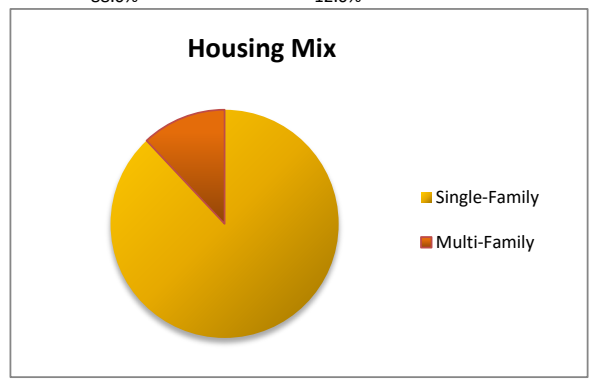
Ag Vac	0	14040.447
Res Vac	685.808	
Ind Vac	27.34	
Com Vac	429.196	

ROW 1435.433



2,626 acres have been annexed from Orange Township.

Housing Mix	Single-Family	Multi-Family	Total
2023	3,119	425	3,544
	88.0%	12.0%	



Ethnic Mix	2000	2010	2020	Rate	% of tot
White	11376	19538	21520	10%	71%
African-America	473	1025	1478	44%	5%
Latino	188	617	952	54%	3%
Native-Am.	14	27	40	48%	0%
Asian	355	2110	5187	146%	17%
Other	77	24	114	375%	0%
Two or more	169	421	1225	191%	4%
Total	12464	23762	30516	28%	

