

# Delaware County

updated 7/2022

## COMMUNITY PROFILE

### County-wide Data



2018 ACS  
5-year estimates

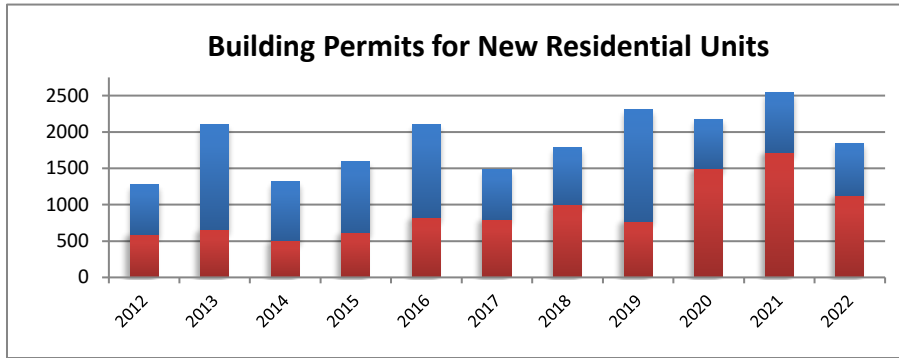
Median Household Income: **\$100,229**  
Unemployment: **1.8%**

Median Home Value: **\$279,800**

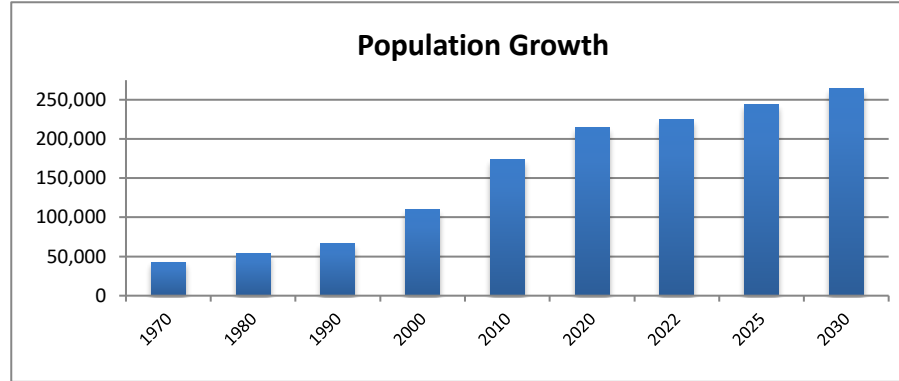
Male: 49.5%  
Female: 50.5%  
Median Age: 38.4

Bachelor's degree: **34.4%**  
Graduate or Professional Degree: **19.4%**

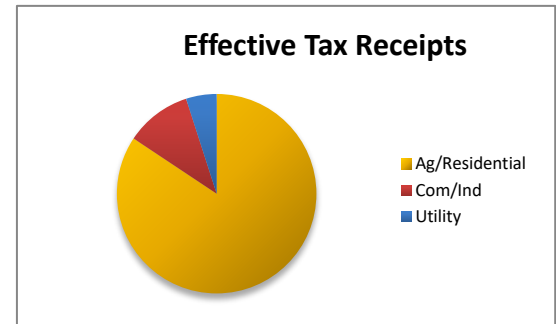
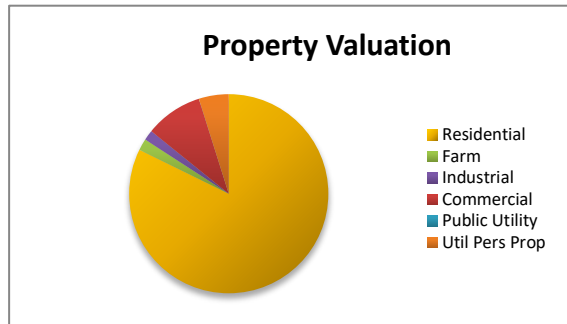
Building Permits	2012	2013	2014	2015	2016	2017	2018	2019	2020	2021	2022
Townships	593	655	502	616	824	800	997	773	1493	1723	1129
Municipalities	685	1450	811	983	1272	688	786	1531	685	819	717



Population	1970	1980	1990	2000	2010	2020	2022	2025	2030
Census Bureau and DCRPC July Estimates	42,908	53,840	66,929	109,989	174,214	214,124	225,000	244,161	265,014

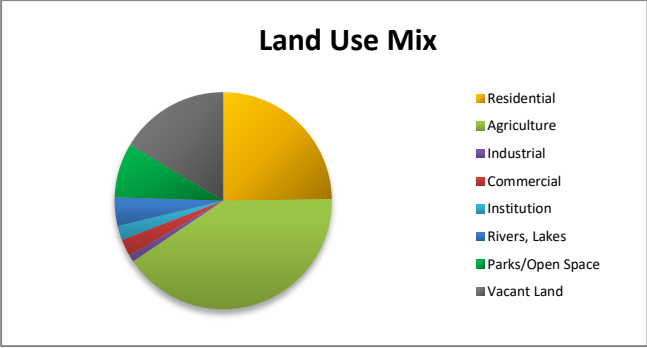


Property Valuation	Residential	Farm	Industrial	Commercial	Public Utility	Util Pers	Pro Grand Total
2019 Townships	4,895,307,670	155,752,260	62,735,120	366,740,030	909,170	341,559,940	5,823,004,190
2019 Municipalities	2,114,146,280	4,834,220	78,028,150	427,053,200	120,770	71,878,570	2,696,061,190
<b>2019 Totals</b>	<b>7,009,453,950</b>	<b>160,586,480</b>	<b>140,763,270</b>	<b>793,793,230</b>	<b>1,029,940</b>	<b>413,438,510</b>	<b>8,519,065,380</b>
	82.3%	1.9%	1.7%	9.3%	0.0%	4.9%	

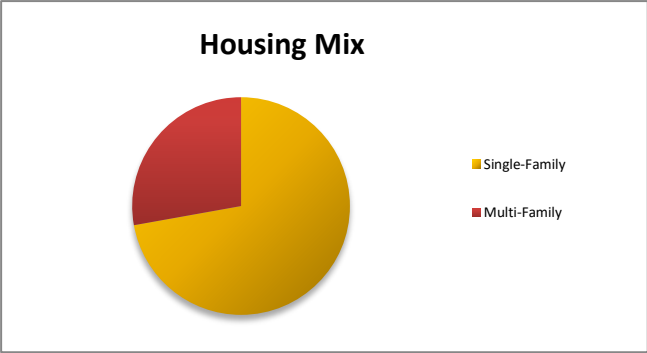


Effective Tax Receipts	Ag/Residential	Com/Ind	Utility	Grand Total
2019	55,558,862	7,046,150	3,266,235	65,871,247
	84%	11%	5%	

Land Use Mix	Residential	Agriculture	Industrial	Commercial	Institution	Rivers, Lakes	Parks/Open	Vacant	La Grand To (no ROW)	
2018	69,158	113,922	2,841	7,119	5,930	11,845	22,652	45,764	279,232	
	25%	41%	1%	3%	2%	4%	8%	16%		
								Ag Vac	16,377	6%
								Res Vac	26,797	10%
								Ind Vac	488	0%
								Com Vac	2,102	1%
						ROW			13,486	



Housing Mix	Single-Family	Multi-Family	Total
2021	64,034	24,679	88,713
	72.2%	27.8%	



Ethnic Mix	2000	2010	2020	GrRate	% of tot	
White	103,663	153,969	171,420	11%	80%	
African-America	2,774	5,756	7,702	34%	4%	
Latino	1,109	3,669	7,012	91%	3%	
Native-Am.	157	216	242	12%	0%	
Asian	1,728	7,393	18,158	146%	8%	
incl Pac Isl	Other/Pac Isl	416	305	883	190%	0%
	Two or more	1,251	2,906	8,707	200%	4%
	Total	109,989	174,214	214,124	23%	

