

# Delaware County updated 5/2024

## COMMUNITY PROFILE



### Concord Township

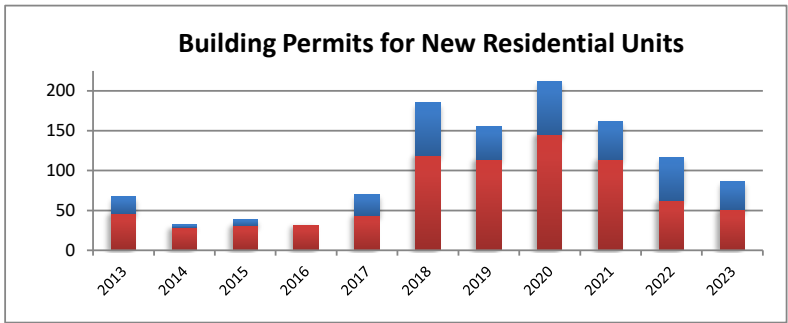
2022 ACS  
5-year estimates

**Male: 5,933**  
**Female: 5,397**  
**Median Age: 43.2**

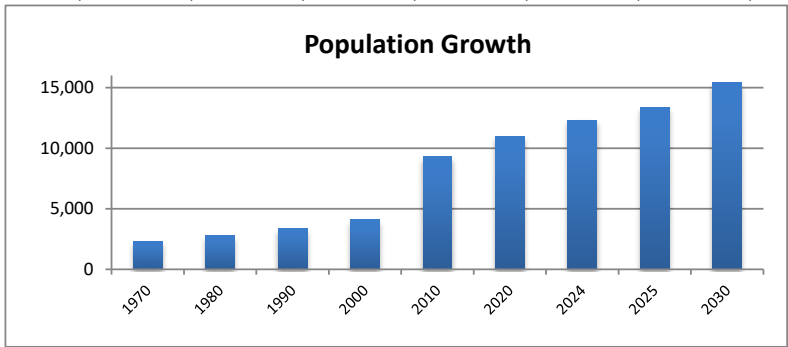
**Employed: 5,428**  
**Employed: 62.6%**  
**Unemployed: 224**  
**Unemployed: 2.6%**

**Med. Household Income: \$161,075**  
**Median Family Income: \$158,447**  
**Per Capita Income: \$67,513**  
**Families below Poverty Level: 2.2%**  
**People below Poverty Level: 2.7%**  
**Graduate or Professional Degree: 27.1%**  
**High School Grad or Higher: 99.1%**  
**Bachelor's or Higher: 66.5%**  
**Median Home Value: \$473,900**

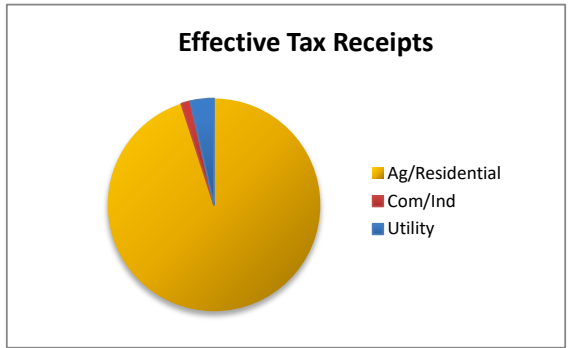
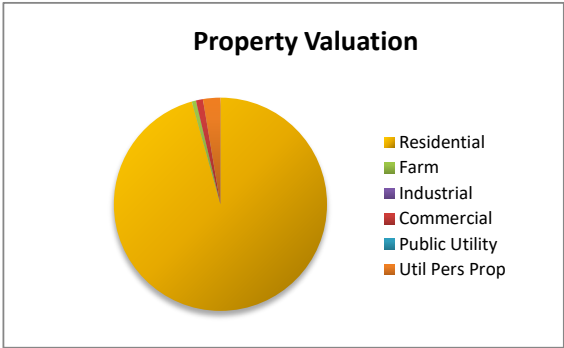
Building Permits	2013	2014	2015	2016	2017	2018	2019	2020	2021	2022	2023
Single-Family	46	29	31	31	44	119	114	145	114	63	51
Multi-Family	21	3	8	0	26	66	41	67	48	54	35



Population	1970	1980	1990	2000	2010	2020	2024	2025	2030
Census Bureau and DCRPC July Estimates	2,304	2,776	3,363	4,088	9,294	10,951	12,316	13,391	15,392
								Projected	



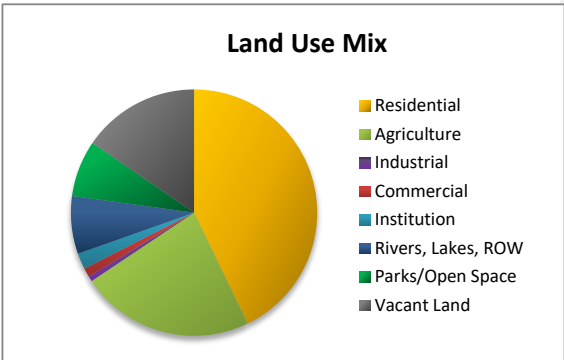
Property Valuation	Residential	Farm	Industrial	Commercial	Public Utility	Util Pers	Prc Grand Total
2022	666,800,110	4,379,520	54,610	7,380,050	0	18,402,230	697,016,520
	95.7%	0.6%	0.0%	1.1%	0.0%	2.6%	



Effective Tax Receipt	Ag/Residential	Com/Ind	Utility	Grand Total
2020	5,538,308	80,460	209,838	5,828,606
	95.0%	1.4%	3.6%	

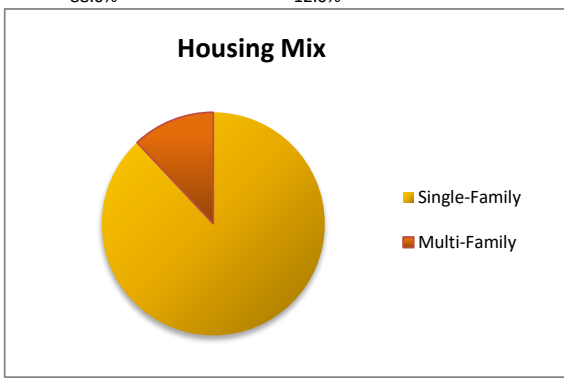
Land Use Mix	Residential	Agriculture	Industrial	Commercial	Institution	Rivers, Lake	Parks/Open	Vacant Land	Calc Total	(no ROW)
(incorp. Areas deleted)	5818	3099	93	161	284	1030	1005	2098	13587.7131	
2023	43%	23%	1%	1%	2%	8%	7%	15%	Twp Total	

Ag Vac	42.57	14237.4331
Res Vac	2322.07	
Ind Vac	0	
Com Vac	0	
ROW	649.72	



1,612.44 acres have been annexed from Concord Township.

Housing Mix	Single-Family	Multi-Family	Total
2023	3,119	425	3,544
	88.0%	12.0%	



Ethnic Mix	2000	2010	2020	Rate	% of tot
White	3787	8261	9109	10%	83%
African-Ameri	234	236	184	-22%	2%
Latino	49	157	303	93%	3%
Native-Am.	4	21	7	-67%	0%
Asian	22	463	917	98%	8%
Other	12	10	36	260%	0%
Two or more	29	146	395	171%	4%
Total	4088	9294	10951	18%	

