

Delaware County updated 5/2024

COMMUNITY PROFILE

Berlin Township



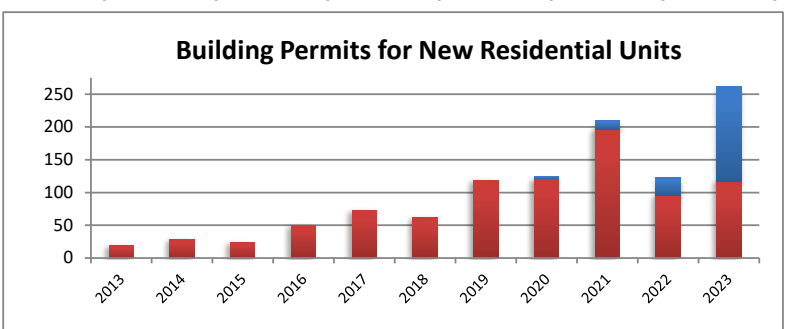
2022 ACS
5-year estimates

Male: 4,853
Female: 4,522
Median Age: 39

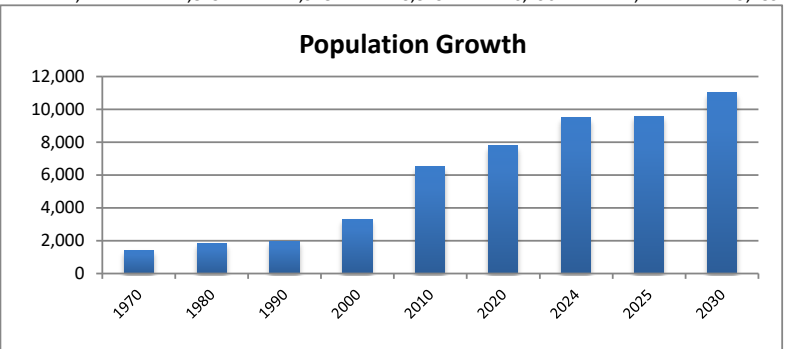
Employed: 5,238
Employed: 77.2%
Unemployed: 119
Unemployed: 1.8%

Med. Household Income: \$161,518
Median Family Income: \$167,019
Per Capita Income: \$63,545
Families below Poverty Level: 0.2
People below Poverty Level: 1.2
Graduate or Professional Degree: 23.9%
High School Grad or Higher: 97.2%
Bachelor's or Higher: 61.9%
Median Home Value: \$455,300

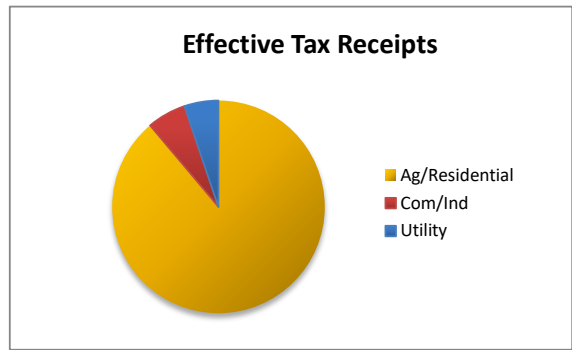

| Building Permits | 2013 | 2014 | 2015 | 2016 | 2017 | 2018 | 2019 | 2020 | 2021 | 2022 | 2023 |
|------------------|------|------|------|------|------|------|------|------|------|------|------|
| Single-Family | 19 | 28 | 24 | 50 | 73 | 62 | 119 | 121 | 196 | 96 | 117 |
| Multi-Family | 0 | 0 | 0 | 0 | 0 | 0 | 0 | 4 | 14 | 27 | 145 |



| Population | 1970 | 1980 | 1990 | 2000 | 2010 | 2020 | 2024 | 2025 | 2030 |
|--|-------|-------|-------|-------|-------|-------|-------|-----------|-------|
| Census Bureau and DCRPC July Estimates | 1,412 | 1,825 | 1,978 | 3,313 | 6,496 | 7,774 | 9,489 | 9,576 | 11000 |
| | | | | | | | | Projected | |



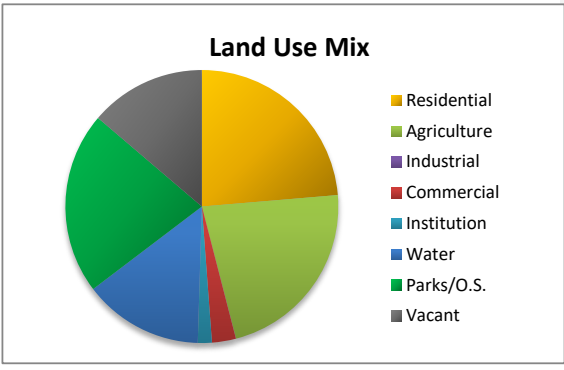
| Property Valuation | Residential | Farm | Industrial | Commercial | Public Utility | Util Pers | Prc | Grand Total |
|--------------------|-------------|-----------|------------|------------|----------------|------------|-------------|-------------|
| 2022 | 453,899,370 | 4,696,930 | 388,370 | 20,287,240 | 160,980 | 23,926,660 | 503,359,550 | |
| | 90.2% | 0.9% | 0.1% | 4.0% | 0.0% | 4.8% | | |



| Effective Tax Receipt | Ag/Residential | Com/Ind | Utility | Grand Total |
|-----------------------|----------------|---------|---------|-------------|
| 2023 | 3,406,443 | 227,152 | 199,171 | 3,832,766 |
| | 88.9% | 5.9% | 5.2% | |

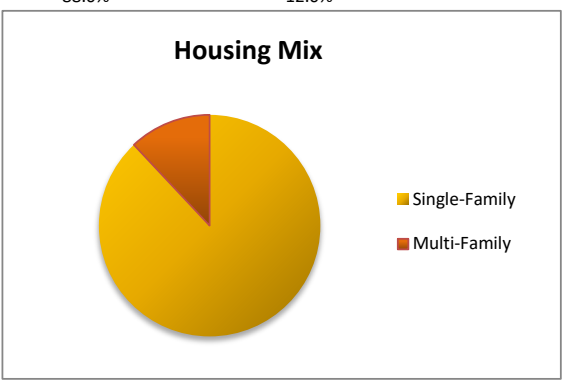
| Land Use Mix | Residential | Agriculture | Industrial | Commercial | Institution | Rivers, Lake | Parks/Open | Vacant | Land | Calc Total | (no ROW) |
|-------------------------|-------------|-------------|------------|------------|-------------|--------------|------------|--------|-----------|------------|----------|
| (incorp. Areas deleted) | 3419 | 3224 | 2 | 410 | 240 | 2050 | 3117 | 1989 | 14451 | | |
| 2023 | 24% | 22% | 0% | 3% | 2% | 14% | 22% | 14% | Twp Total | | |

| | | |
|---------|---------|------------|
| Ag Vac | 210.77 | 15263.8079 |
| Res Vac | 1822.87 | |
| Ind Vac | 0 | |
| Com Vac | 93.53 | |



1,366 acres have been annexed from Berlin Township.

| Housing Mix | Single-Family | Multi-Family | Total |
|-------------|---------------|--------------|-------|
| 2023 | 3,119 | 425 | 3,544 |
| | 88.0% | 12.0% | |



| Ethnic Mix | 2000 | 2010 | 2020 | Rate | % of tot |
|---------------|------|------|------|------|----------|
| White | 3184 | 5813 | 6534 | 12% | 84% |
| African-Ameri | 56 | 170 | 259 | 52% | 3% |
| Latino | 16 | 233 | 268 | 15% | 3% |
| Native-Am. | 7 | 11 | 6 | -45% | 0% |
| Asian | 27 | 158 | 302 | 91% | 4% |
| Other | 9 | 8 | 53 | 563% | 1% |
| Two or more | 30 | 103 | 352 | 242% | 5% |
| Total | 3313 | 6496 | 7774 | 20% | |

