


# Berlin Township 2019 CLUP Community Survey Response Summary

Unrestricted

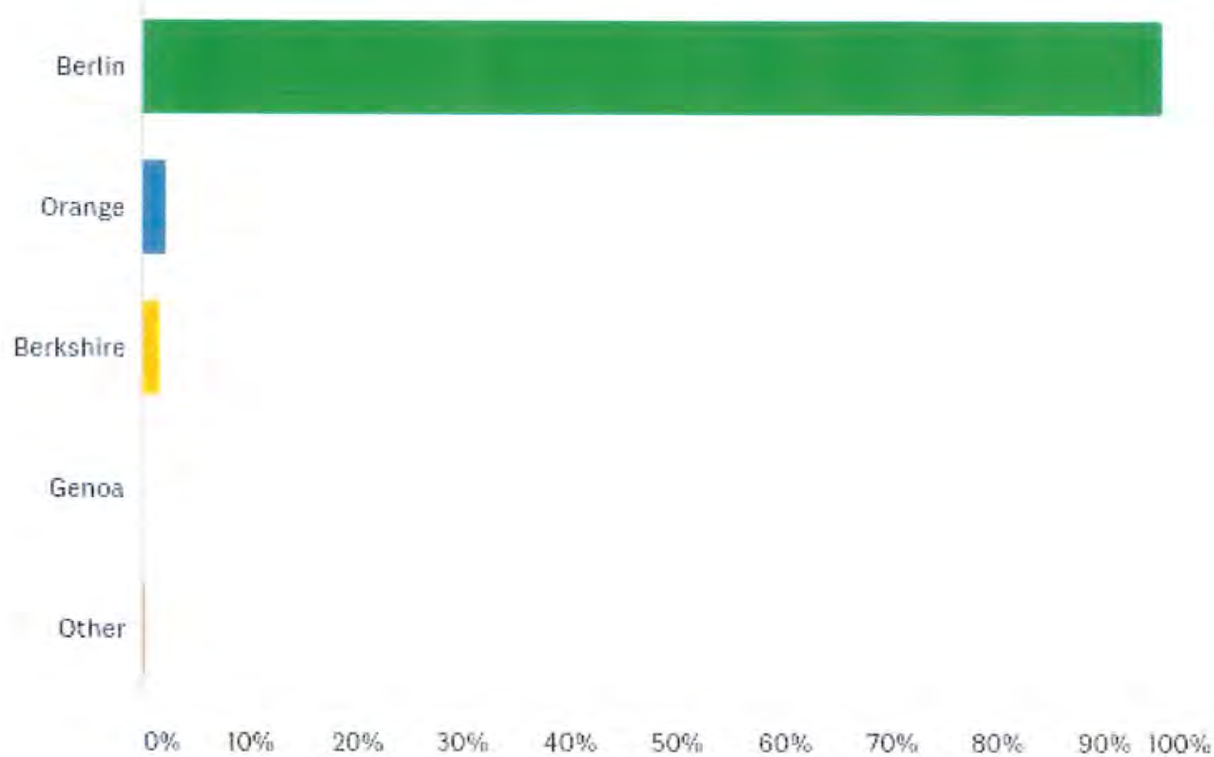
Powered by  SurveyMonkey

## Survey / Response Summary

- Survey Content
  - 12 questions total
    - 5 - Demographic data/information
    - 2 - Priority Rating
    - 4 - Agree/Disagree rating
    - 1 - Free response/comment
- Survey Opened – October 1, 2018
- Survey Closed – January 15, 2019 (for on-line responses)
- # Responses
  - On-line – 346
  - Hand Written - 64
  - Total Responses – 410
- Average time to complete survey– 3 minutes 20 seconds

# Q1: Which township do you reside in?

Answered: 407 Skipped: 3

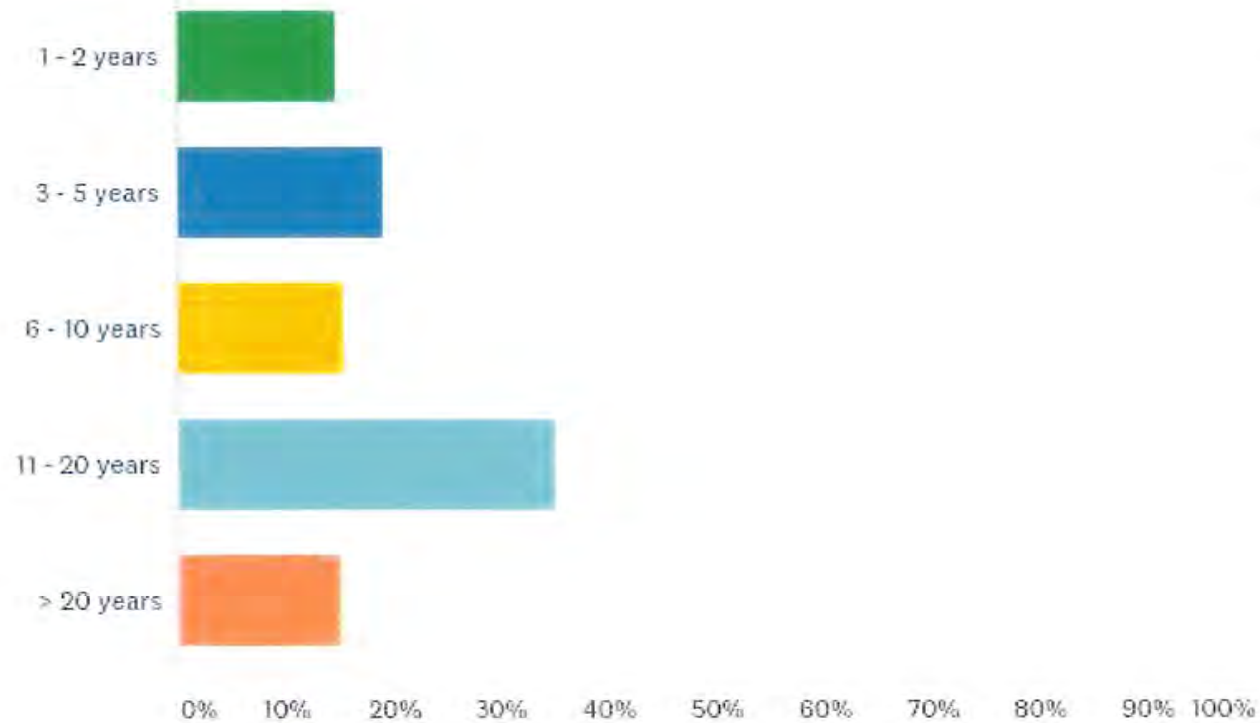


Answer Choices	Response Percent	Responses
Berlin	95.58%	389
Orange	2.21%	9
Berkshire	1.72%	7
Genoa	0.0%	0
Other	0.49%	2
	Answered	407
	Skipped	3

## Q2: What is your length of residency in Berlin Township

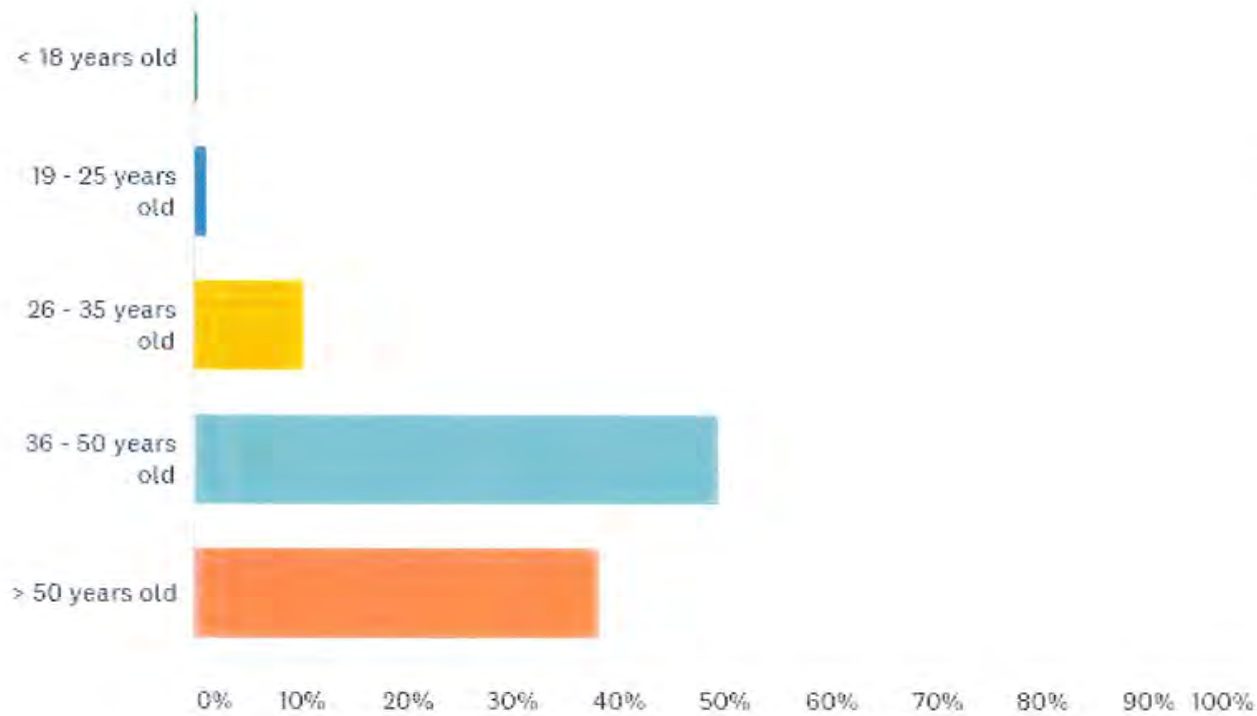
Answered: 406 Skipped: 4

Answer Choices	Response Percent	Responses
1 - 2 years	14.78%	60
3 - 5 years	19.21%	78
6 - 10 years	15.52%	63
11 - 20 years	35.22%	143
> 20 years	15.27%	62
	Answered	406
	Skipped	4



### Q3: What is your age?

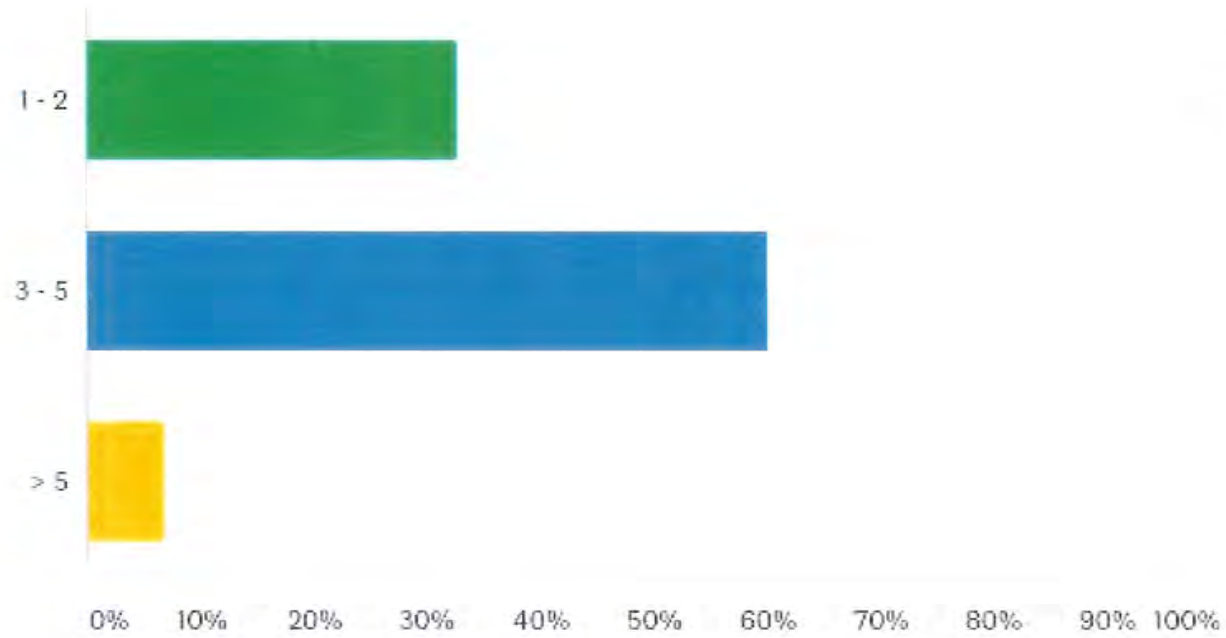
Answered: 402 Skipped: 8



Answer Choices	Response Percent	Responses
< 18 years old	0.5%	2
19 - 25 years old	1.24%	5
26 - 35 years old	10.45%	42
36 - 50 years old	49.5%	199
> 50 years old	38.31%	154
	Answered	402
	Skipped	8

# Q4: What is the number of people living in your household?

Answered: 407 Skipped: 3



Answer Choices	Response Percent	Responses
1 - 2	32.92%	134
3 - 5	60.2%	245
> 5	6.88%	28
	Answered	407
	Skipped	3

**Q5: Are you interested in receiving periodic, e-mail updates from the township? If yes, please provide your e-mail address(es)**

Response provided - 243

Skipped /No Response - 167

## Q6: Please rate the following Commercial Development types from 1 (Most Desirable) to 4 (Least Desirable)

Answered: 404 Skipped: 6

Answer Choices	1	2	3	4
Retail / Restaurants	224	93	38	25
Office / Professional / Medical	118	222	23	12
Distribution / Logistics	11	40	257	50
Industrial	16	11	46	301
			Answered	404
			Skipped	6

- Summary Observations:
  - Vast majority of respondents rated Retail/Restaurants and Office/Professional/Medical as preferred
    - 78.1% of respondents rated Retail/Restaurants as either #1 or #2 priority
    - 84.2% of respondents rated office/Professional/Medical as either #1 or #2 priority



## Q7: Please rate the following Residential Development characteristics from 1 (Most Desirable) to 5 (Least Desirable)

Answered: 406 Skipped: 4

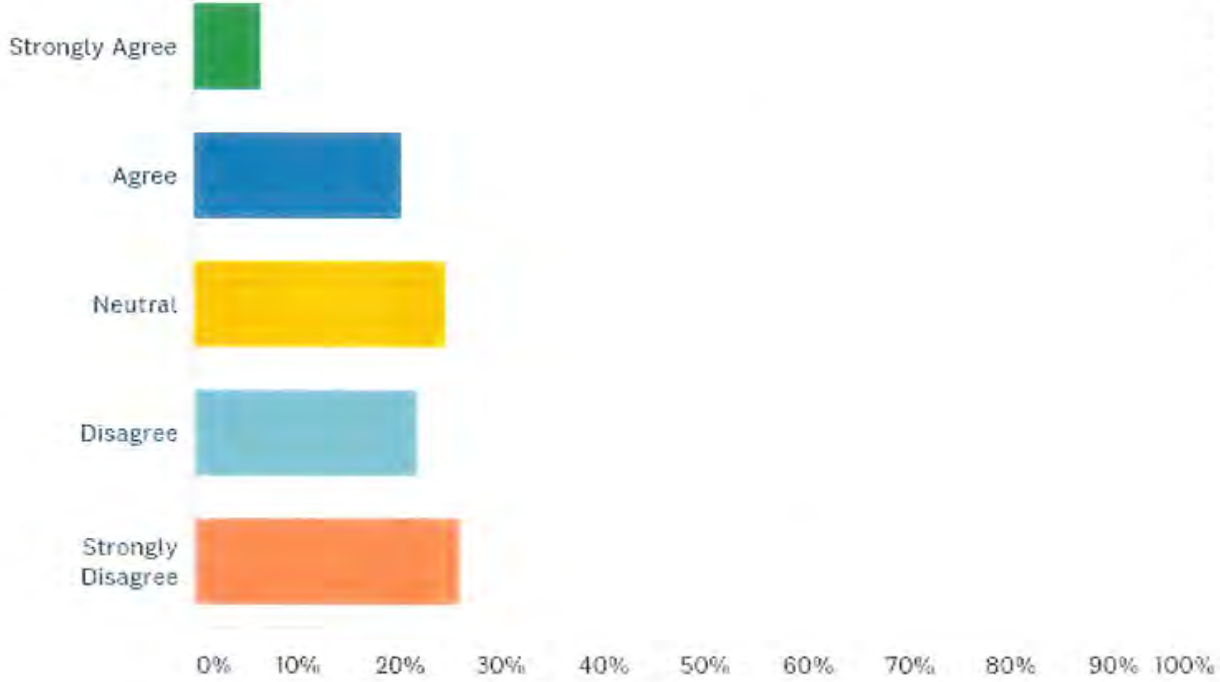
Answer Choices	1	2	3	4	5
Lot Size / Development Density	189	51	31	37	73
Visual screening from existing, ad	36	76	53	98	112
Active green space (playgrounds,	19	50	120	100	91
Passive green spaces (grassy area	62	117	95	57	42
Walking trails / bike paths	94	89	79	78	47
				Answered	406
				Skipped	4

- Summary Observations:

- Very even distribution across all the characteristics with Lot Size/Density, Visual Screening and Active Green Space being most rated as #1 or #2 preferred

# Q8: Please rate your feeling with current plans to increase commercial/industrial tax base within the township

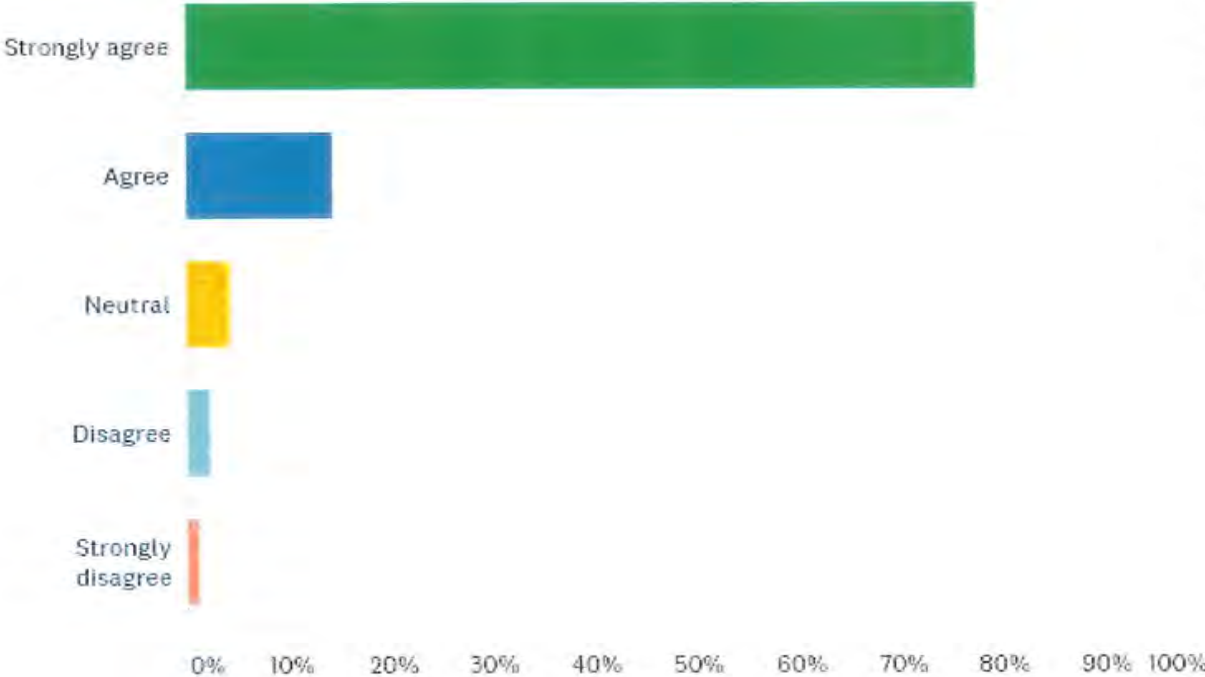
Answered: 405 Skipped: 5



Answer Choices	Response Percent	Responses
Strongly Agree	6.7%	27
Agree	20.5%	83
Neutral	24.7%	100
Disagree	22.0%	89
Strongly Disagree	26.2%	106
	Answered	405
	Skipped	5

# Q9: Please rate your feeling with current plans to retain a more rural feel within the township

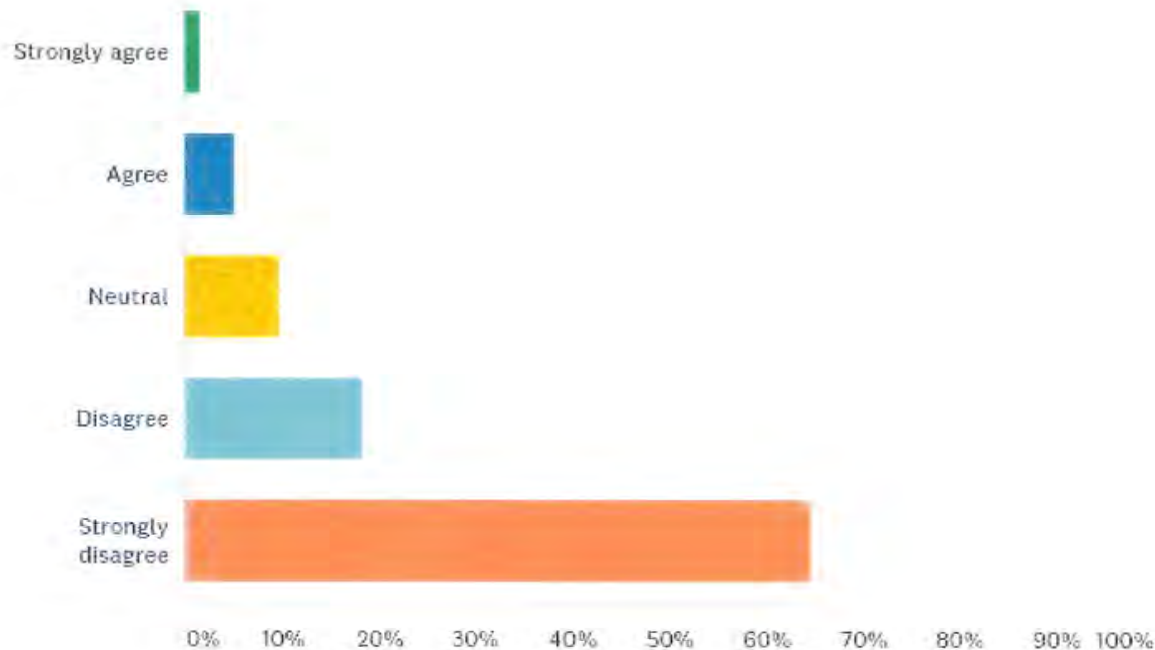
Answered: 407 Skipped: 3



Answer Choices	Response Percent	Responses
Strongly agree	77.6%	316
Agree	14.5%	59
Neutral	4.4%	18
Disagree	2.2%	9
Strongly disagree	1.2%	5
	Answered	407
	Skipped	3

# Q10: Please rate your feeling with current plans to include some development for multi-family construction (apartments / condos)

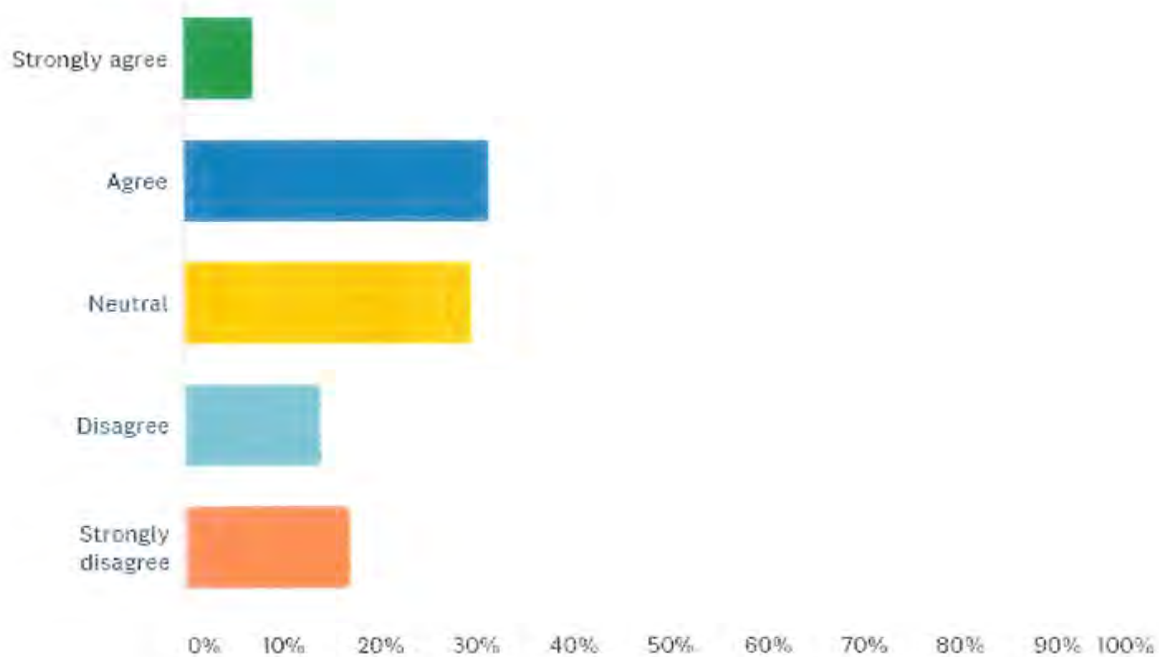
Answered: 408 Skipped: 2



Answer Choices	Response Percent	Responses
Strongly agree	1.7%	7
Agree	5.1%	21
Neutral	9.8%	40
Disagree	18.4%	75
Strongly disagree	65.0%	265
	Answered	408
	Skipped	2

# Q11: Please rate your feeling with current plans to include some development for retirement / empty nest communities

Answered: 408 Skipped: 2



Answer Choices	Response Percent	Responses
Strongly agree	7.4%	30
Agree	31.6%	129
Neutral	29.7%	121
Disagree	14.2%	58
Strongly disagree	17.2%	70
	Answered	408
	Skipped	2

## Q12: Please provide any additional comments

Answered: 168 Skipped: 242