Radnor Township

2018 ACS
5-year estimates

Median Household Income: $90,833
Unemployment: 1.1%

Median Home Value: $238,600

Male: 51.7%
Female: 48.3%
Median Age: 46.5

Bachelor's degree: 14%
Graduate or Professional Degree: 5%

Building Permits	2009	2010	2011	2012	2013	2014	2015	2016	2017	2018	2019
Single-Family	0	0	1	3	6	6	2	5	10	3	3
Multi-Family	0	0	0	0	0	0	0	0	0	0	0

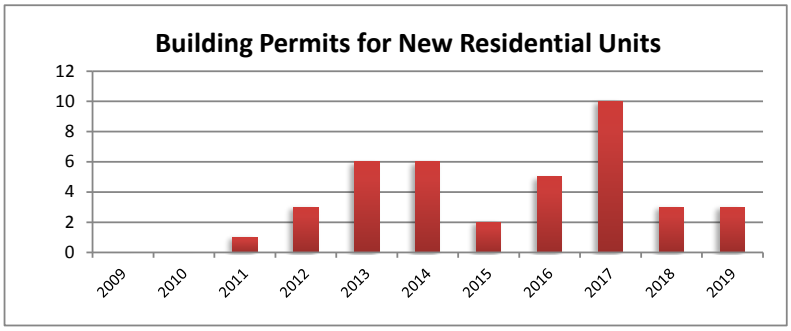

Population	1970	1980	1990	2000	2010	2015	2018	2020
Census Bureau and DCRPC July Estimates	966	1123	1156	1335	1540	1603	1643	1651
								Projected

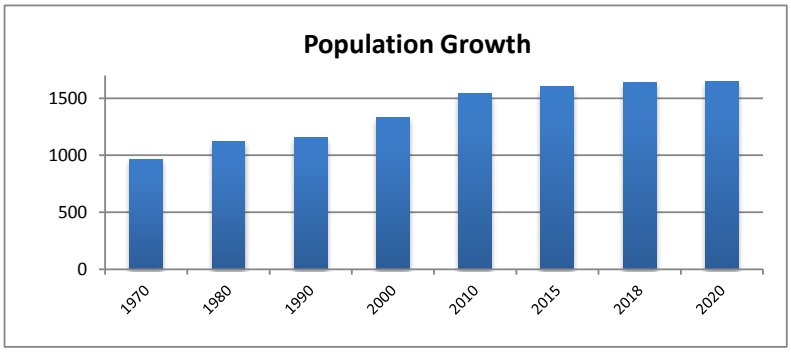

Property Valuation	Residential	Farm	Industrial	Commercia	Public Utili	Util Pers Pr	Grand Total
2017	41209300	18406750	306510	353370	70630	2016570	62363130
	66.1%	29.5%	0.5%	0.6%	0.1%	3.2%	

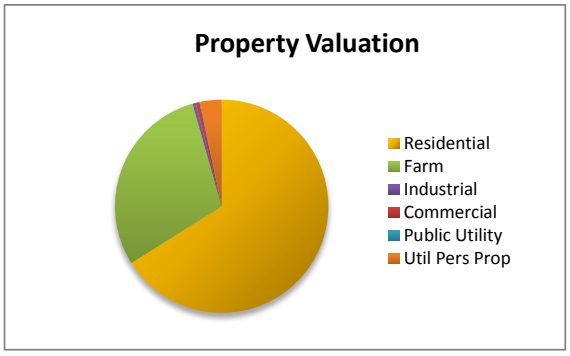

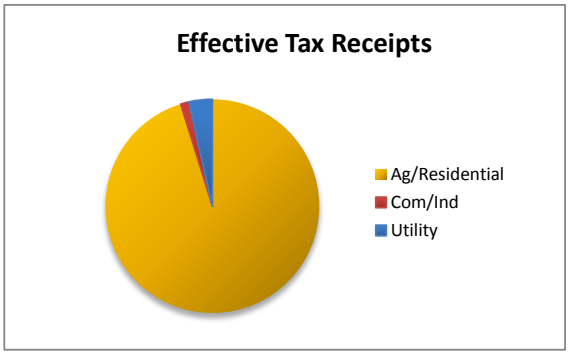

Effective Tax Receip	Ag/Residential	Com/Ind	Utility	Grand Total
2018	444,410	5,874	16,488	466,771
	95.2%	1.3%	3.5%	

Land Use Mix	Residential	Agriculture	Industrial	Commercia	Institution	Rivers, Lak	Parks/Ope	Vacant Lan	Calc Total (no ROW)
(incorp. Areas deleted)	2090.4	14640.51	193.93	99.65	359.2	280.2	0	1854.76	19518.65
2009	11%	75%	1%	1%	2%	1%	0%	10%	Twp Total

Ag Vac	521.77		19975.25
Res Vac	1322.75	ROW	456.6
Ind Vac	0		
Com Vac	10.24		

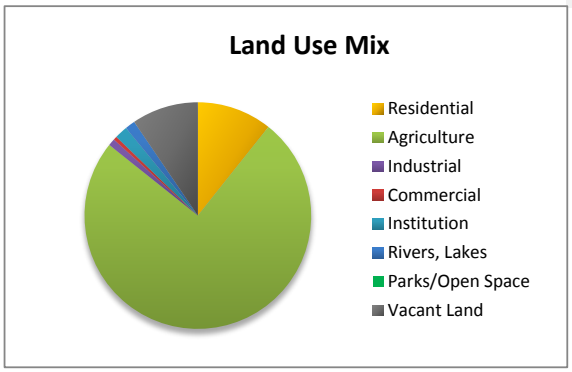

Housing Mix	Single-Family	Multi-Family	Total
update 2019	569	0	569
	100.0%	0.0%	

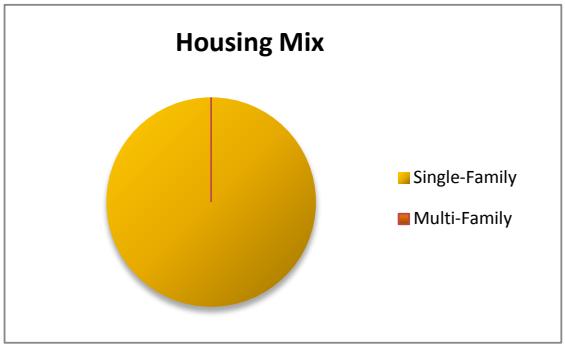

Ethnic Mix	2000	2010	Rate	% of tot
White	1317	1496	14%	97%
African-Ameri	8	5	-38%	0%
Latino	5	15	200%	1%
Am-Indian	4	0	-100%	0%
Asian	4	4	0%	0%
Other	0	0	#DIV/0!	0%
Two or more	2	20	900%	1%
Total	1335	1540	15%	
Calc total	1338	1540		

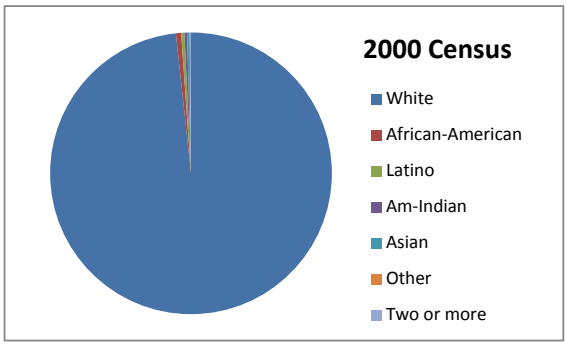

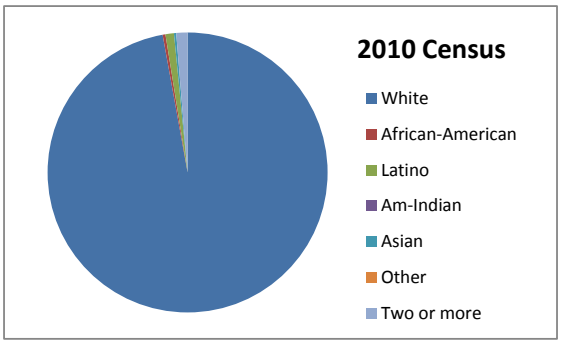

Delaware County Regional Planning Commission
www.dcrpc.org
Community Profile Page