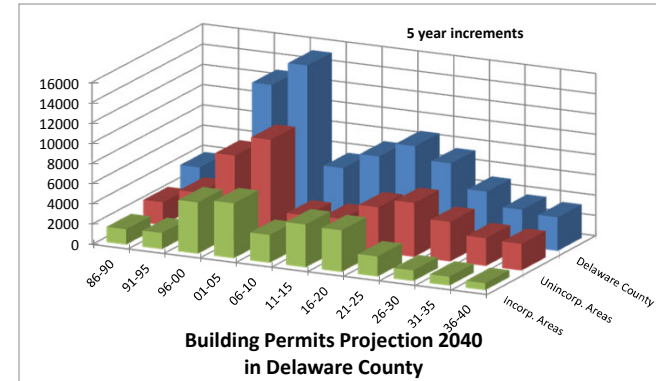
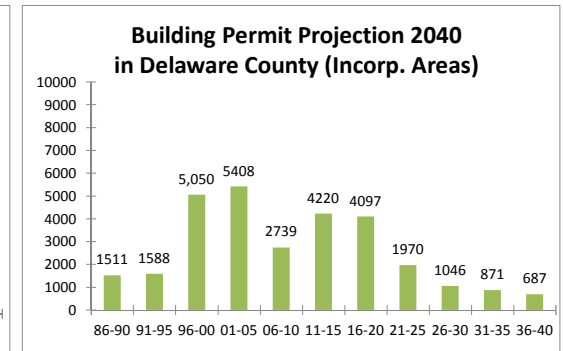
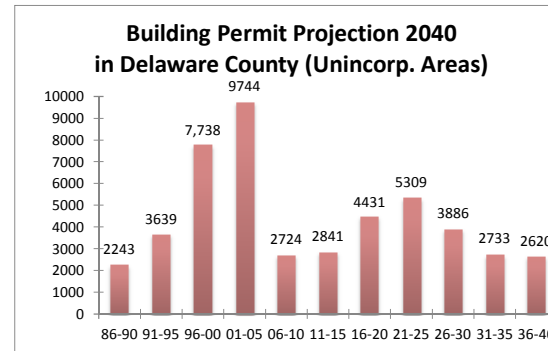
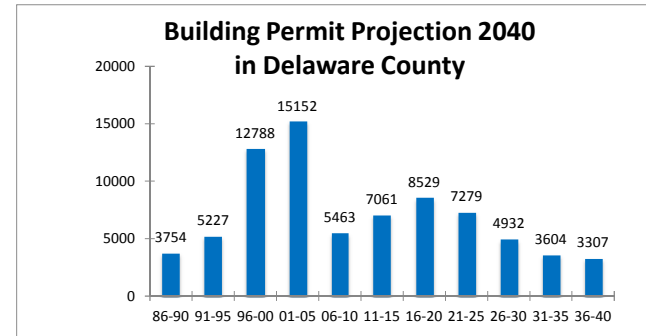


New Residential Building Permit Projections

Delaware County Building Permits Projection to the Year 2040					
Year	2016-2020	2021-2025	2026-2030	2031-2035	2036-2040
Townships					
Berkshire	648	631	389	300	288
Berlin	324	1,640	1,302	906	865
Brown	21	23	18	13	12
Concord	508	589	467	325	311
Delaware	41	46	36	25	24
Genoa	463	125	99	69	66
Harlem	193	213	169	118	112
Kingston	91	101	80	56	53
Liberty	738	589	467	325	311
Marlboro	10	11	9	6	6
Orange	1,125	1,043	613	427	407
Oxford	13	15	12	8	8
Porter	68	76	60	42	40
Radnor	30	33	26	18	18
Scioto	94	104	83	58	55
Thompson	8	9	7	5	5
Trenton	38	42	33	23	22
Troy	17	18	15	10	18
Total Unincorporated	4,431	5,309	3,886	2,733	2,620
Incorporated Areas					
Delaware	1,637	994	559	466	398
Galena	33	127	71	59	51
Sunbury	377	362	203	169	145
Shawnee Hills	27	16	9	7	6
Powell	877	111	0	0	0
Ashley	3	2	1	1	1
Ostrander	97	0	0	0	0
Dublin	57	34	19	16	13
Westerville	337	108	61	51	43
Columbus	653	217	122	102	30
Total Inc.	4,097	1,970	1,046	871	687
T. Inc. & Uninc.	8,528	7,279	4,932	3,604	3,307

Build-Out



(Source: Delaware County Regional Planning Commission)